

Explication des planches du premier volume.

Période ancienne.

Planche I.

Figure

1. Caulerpites pennatus.
2. Halyserites distans.
3. Scolecolithus chordaria.
4. Chondrites foliosus.
5. Chondrites trigulus.
6. Chondrites antiquus.
7. Chondrites taeniola.
8. Chondrites tener.
- 9 et 10. Chondrites subtilis.
11. Bythotrephes bplex.

Planche Ia.

1. Aulacophycus costatus.
2. Aulacophycus sulcatus.
3. Palaeochorda major M'COY.
4. Rhyssophycus embolus.
5. Chondrites tribulus, var.
6. Palaeophycus acicula.
7. Cyclopteris nana.
8. Rhabdocarpos orientalis.

Planche II.

1. Cyclopteris alula.
2. Sphenopteris erosa.
3. Alethopteris Lonchitidis.
4. Alethopteris Martinsii.
- 5—6. Gleichenites rutaefolius.

Planche III.

1. Odontopteris inaequalis.
- 2—3. Sphallopteris Schlechtendalii.
- 4—6. Chelepteris gracilis.

Planche IV.

- 1—2. Bathypteris rhomboidalis.
- 3—4. Anomorrhoea Fischeri.

Planche V.

1. Caulopteris Goepperti.
- 2—3. Ptychopteris microdiscus.
4. Psaronius angulatus.
5. Lycopodites plumarius.
6. Selaginites Bronnii.
7. Selaginites verrucosus.
- 8—9. Lepidodendron sexangulare GOEPP.

Figure

- 10—13. Lepidodendron Olivieri.
- 14—15. Lepidodendron fenestratum.
- 16—18. Sigillaria nodulosa.
- 19—20. Sagenaria tenuistriata.
- 21—22. Sagenaria Gliccana.

Planche Va.

- 1—10. Sagenaria Gliccana.

Planche VI.

- 1—4. Sagenaria Bloedei FISCH.
- 5—10. Sagenaria pertusa.
- 11—12. Sagenaria acuta STERNB.
13. Ulodendron transversum.
- 14—15 a. Sagenaria excentrica.

Planche VII.

1. Sagenaria confluens STERNB.
- 2—6. Sagenaria Veltheimiana STERNB.
7. Sagenaria rimosa STERNB.

Planche VIII.

1. Sphenopteris notha.
- 2—4. Schizopteris foveolata.
- 5—6. Diplotegium striolatum.
7. Sagenaria obovata STERNB.
8. Sagenaria undulata STERNB.

Planche IX.

1. Sagenaria undulata STERNB.
2. Sigillaria interrupta.
3. Lomatophlojos crassicaulis CORD.
4. Knorria mamillaris.
5. Knorria cancellata.
- 6—7. Ulodendron ellipticum STERNB.
8. Ulodendron transversum.

Planche X.

- 1—2. Ulodendron tumidum.
- 3—4. Ulodendron ellipticum STERNB.
5. Ulodendron pumilum.
6. Ulodendron ellipticum STERNB.
7. Megaphytum foveolatum.

Planche XI.

- 1—4. Halonia tuberculata BRONGN.

Planche XII.

Figure

1. Knorria apicalis.
- 2—3. Knorria anceps.
4. Taphrocanna biarmica.
5. Anarthrocanna deliquescentes GOEPP.
5. Anarthrocanna lineata.
7. Calamites approximatus BRONGN.

Planche XIII.

- 1—2. Calamites transitionis GOEPP.
- 3—4. Equisetites gradatus.
- 5—10. Equisetites decoratus.
- 11—15. Equisetites Socolowskii.
16. Noeggerathia cuneifolia.
17. Noeggerathia expansa.
18. Noeggerathia, vernatio folii.
19. Noeggerathia, empreinte de spadix.
20. Noeggerathia, spatha.

Planche XIV.

1. Calamites arenaceus BRONGN.
2. Calamites remotus SCHLOTH.
3. Calamites Sternbergii.
4. Hippurites giganteus LINDL. HUTT.
- 5—6. Hippurites longifolius LINDL. HUTT.
- 7—8. Asterophyllites rigidus BRONGN.
9. Annularia fertilis STERNB.
- 10—11. Sphenophyllum Schlotheimii BRONGN.
12. Aethophyllum strictum.

Planche XV.

1. Annularia densifolia.
2. Stigmara stellata.
3. Tessellaria biarmica.
4. Tessellaria squamosa.
- 5—6. Pterophyllum inflexum.
- 7—11. Haidingera cordata.

Planche XVI.

1. Equisetites distans.
- 2—3. Sigillaria Samarskii.
4. Sigillaria elliptica.
- 5—6. Sigillaria Samarskii.
- 7—8. Oncodendron mirabile.
- 9—10. Stigmatodendron cribrosum.

Planche XVII.

Figure

1. *Zamites densifolius*.
2. *Zamites strigatus*.
- 3—4. *Diplodendron hastatum*.
- 5—5 a. *Tessellaria antiqua*.

Planche XVIII.

- 1—3. *Noeggerathia, vernatio spadiciis*.
4. *Zamites microlepis*.
5. *Stigmatodendron Ledebourii*.
- 6—7. *Steirophyllum lanceolatum, β. latifolium*.
- 8—9. *Desmia fistulosa*.
10. *Schizodendron tuberculatum*.

Planche XIX.

1. *Walchia foliosa*.
- 2 a—3. *Cupressites biarmicus*.
4. *Steirophyllum lanceolatum, γ. angustifolium*.
- 5—6. *Dictyodendron Leuchtenbergii*.
- 7—8. *Stigmatodendron Ledebourii, grossi*.
9. *Angiodendron orientale*.

Planche XX.

1. *Laminarites antiquissimus, grossi*.
- 2—5. *Spaliopteris Schlechtendalii, grossi*.
- 6*—6**. *Sagenaria excentrica, grossi*.
7. *Stigmaria ficoides, β. anabathra, grossi*.
- 8—10. *Dictyodendron Leuchtenbergii, grossi*.
11. *Schizodendron lineare*.

Planche XXI.

- 1—3. *Araucarites biarmicus, grossi*.
- 4—6. *Peuce orientalis, grossi*.
7. *Stigmatodendron cribrosum, grossi*.
8. *Oncodendron mirabile, grossi*.
9. *Tessellaria antiqua, β. lata*.

Planche XXII.

1. *Scyphia reticulum, a* du côté, *b* coupe transversale.
2. *Scyphia conulus, a* grand. natur., *b* section transversale grossie, *c* le tissu de la surface, grossi.
3. *Scyphia pygmaea, a* grand. natur., *b* la surface très-grossie.
4. *Cnemidium radiatum, a* demi-grand., *b* la surface très-grossie.
5. *Achilleum cerasus, a* grand. natur., *b* le tissu superficiel grossi.
6. *Achilleum oleraceum, a* le tissu superficiel grossi.
7. *Achilleum porosum, a* demi-grandeur, *b* le tissu grossi.
8. *Manon verrucosum, a b* grand. natur., *c* fragment de la surface grossie.
9. *Manon deforme*.

Figure

10. *Manon sulcatum, a* du côté, *b* d'en haut.
11. *Manon globosum, a* grand. natur., *b* la surface grossie.
12. *Siphonia cylindrica, a—d* grand. natur., *e* un petit individu de grand. natur.
13. *Stromatopora stellata*.
14. *Reticulites deformatus, a* du côté, *b* d'en bas, grand. natur.
15. *Nullipora cerebralis*.
16. *Orobias aequalis, a* grand. natur., *b—e* grossis.
17. *Nonionina globulus, a b* grossis, *c* grand. natur.
18. *Nonionina rotula, a b* grossis, *c* grand. nat.
19. *Textilaria eximia, a b d* grossis, *c* grand. natur.

Planche XXIII.

1. *Polypora inaequalis, a* grand. natur., *b* grossi.
2. *Fenestella striolata, a* grand. natur., *b c* grossis.
3. *Fenestella exilis, a* grand. natur., *b* grossi.
4. *Fenestella elegantissima, a* grand. natur., *b* grossi.
5. *Fenestella orientalis, a* grand. natur., *b* grossi.
6. *Fenestella bifida, a* grand. nat., *b* grossi.
7. *Fenestella foraminosa, a* grand. natur., *b* grossi.
8. *Fenestella reticulum, a* grand. natur., *b* grossi.
9. *Fenestella virgosa, a* grand. nat., *b* grossi.
10. *Polypora porosa, a* grand. nat., *b* grossi.
11. *Polypora furcata, a* grand. nat., *b c* grossis.
12. *Polypora Goldfussii*.
13. *Polypora nodosa, a* grand. nat., *b c* grossis.
14. *Ptilopora approximata, a* grand. natur., *b c* grossis.
15. *Pteropora pennula, a* grand. nat., *b* grossi.
16. *Rhabdinopora undulata, a* grand. natur., *b* grossi.
17. *Thamniscus bifidus, a* grand. nat., *b* grossi.

Planche XXIV.

1. *Acanthocladia tenuis, a* grand. natur., *b* fragment grossi.
2. *Acanthocladia clavata, a* grand. natur., *b* grossi.
3. *Vincularia muricata, a* grand. natur., *b c* grossis.
4. *Vincularia ornata, a* grand. nat., *b c* grossis.
5. *Vincularia approximata, a* grand. natur., *b c* grossis.
6. *Vincularia raripora, a* grand. natur., *b c* grossis.

Figure

7. *Vincularia tenella, a* grand. nat., *b c* grossis.
8. *Vincularia nodulosa, a* grand. natur., *b c* grossis.
9. *Vincularia megastoma, a* grand. natur., *b c* grossis.
10. *Ptilodictya flabellata, a* grand. natur., *b* grossi.
11. *Ptilodictya potamogeton*.
- 12—13. *Cladopora aedilis, a* grand. natur., *b* grossi.
14. *Stictopora flabellum Duc DE LEUCHT., a* grand. natur., *b c* grossis.
15. *Stictopora scalpellum LONSD., a* grand. natur., *b c* grossi.
16. *Stictopora cyclostomoides, a* grand. natur., *b* grossi.
- 17—18. *Archaeopora lamella, a* grand. natur., *b* grossi.
19. *Archaeopora punctata, a* grand. natur., *b* grossi.
20. *Archaeopora radians, a* grand. nat., *b* grossi.
21. *Archaeopora exilis, a* grand. natur., *b c* grossis.
22. *Fenestella infundibuliformis GORDF., a* grand. natur., *b* grossi.

Planche XXV.

1. *Fenestella laevis, a b* grossis, *c* grand. nat.
2. *Polypora macropora, a* grand. natur., *b c* grossis.
3. *Ceriopora bicornis, a* grand. natur., *b c* grossis.
4. *Coccoseris Ungerii, a b* grand. natur., *c* grossi.
5. *Coccoseris approximata, a* grand. natur., *b* 3 cellules grossies.
6. *Myriolithes monticola, a* grand. natur., *b* grossi.
7. *Heliolithes microporus, a* grand. natur., *b c* grossis.
8. *Monticulipora ovulum, a b* grand. natur., *c d* grossis.
9. *Chaetetes fastigiatus, a* grand. natur., *b c* grossis.
10. *Syringopora parallela, a* grand. natur., *b* grossi.

Planche XXVI.

1. *Archaeopora regularis, a* grand. natur., *b* grossi.
2. *Archaeopora angulosa, a* grand. natur., *b* grossi.
3. *Archaeopora sociata FISCH., a* grand. nat., *b* grossi.
4. *Archaeopora acerosa, a* grand. natur., *b* grossi.

Planche XXVIII.

Figure

5. *Heteropora foraminosa*, *a* grand. natur., *b* grossi.
6. *Heteropora gibbosa*, *a* grand. nat., *b* grossi.
7. *Diplograpsus distichus*, *a* grand. natur., *b* grossi.
8. *Diplograpsus tumidus*, *a* grand. natur., *b* grossi.
9. *Diplograpsus paradoxus*, *a* grand. natur., *b* grossi.
10. *Diplograpsus pennula*, *a* grand. natur., *b* grossi.
11. *Stictopora exserta*, *a* grand. nat., *b* grossi.
12. *Urceopora arbuscula*.
13. *Myriolithes fastigiatus*, *a* grand. natur., *b* grossi.
14. *Coenites nodosus*, *a* grand. nat., *b* grossi.
15. *Coenites intertextus*, *a* grand. nat., *b* grossi.
16. *Coenites Linnaei*, *a* grand. nat., *b* grossi.
17. *Laceripora cribrosa*, *a* grand. natur., *b* *c* grossis, *d* *Aulopora repens*.
18. *Thecia approximata*, *a* grand. natur., *b* *c* grossis.
19. *Thecia cauliculus*, *a* grand. nat., *b* *c* grossis.
20. *Stromatopora polymorpha* GOLDF., var. *constellata* HALL. *a* grand. natur., *b* *c* grossis.
21. *Ceramopora socialis*, sur lequel le *Bythotrephis antiquissima* s'est fixé; *a* grand. natur., *b* grossi, *c* plante fossile.

Planche XXVII.

1. *Receptaculites orbis*.
2. *Receptaculites Bronni*, *a* grand. natur., *b* grossi.
3. *Ischadites Eichwaldi* SCHMIDT, *a* grand. natur., *b* *c* grossis.
4. *Ischadites altaicus*, grossi.
5. *Tetragonis sulcata*, *a* grand. nat., *b* fragment grossi.
6. *Tetragonis parvipora*, *a* grand. natur., *b* grossi.
7. *Mastopora concava*, *a* grand. natur., *b* *c* *d* grossis.
8. *Escharipora recta* HALL., *a* grand. nat., *b* *c* grossis.
9. *Coenites laciniatus*, *a* grand. nat., *b* grossi.
10. *Coenites orientalis*, *a* grand. nat., *b* grossi.
11. *Pleurodictyum concatenatum*, *a* grand. natur., *b* grossi.
12. *Bolboporites mitralis*, *a* *b* *d* *e* *f* grand. natur., *c* grossi.
13. *Bolboporites stellifer*, *a* *b* grand. natur., *c* *d* grossis.
14. *Trematopora colliculata*, *a* *c* grand. nat., *b* grossi.
15. *Pteropora exilis*, *a* grand. nat., *b* grossi.

Figure

1. *Chaetetes apiculatus*, *a* *b* *d* grand. nat., *c* fragment grossi.
- 2—3. *Chaetetes annulatus*, *a* grand. natur., *b* *c* *d* grossis.
4. *Orbipora fungiformis*, *a* *b* grand. natur., *c* *d* grossi.
5. *Chaetetes hemisphaericus*.
- 6—7. *Orbipora distincta*, *6 a b c*, *7 a b* grand. natur., *c* *d* *e* grossis.
8. *Dianulites detritus*.
9. *Dianulites fastigiatus*, *a* *b* grossis, *c* grand. natur.
10. *Astrocerium reticulum*, *a* grand. natur., *b* grossi.
11. *Aulopora hians*.
12. *Buccula parallela*, *a* grand. nat., *b* grossi.
- 13—14. *Cylindripora tubus*, var. *nodosa*.

XXIX.

1. *Zaphrentis denticulata*, *a* grand. natur., *b* grossi.
2. *Zaphrentis dilatata*, *a* grand. nat., *b* grossi.
3. *Zaphrentis tenuilamellata*, *a* grand. nat., *b* grossi.
4. *Anisophyllum connivens*, *a* *b* grand. nat., *c* grossi.
5. *Pachyphyllum gibberosum*, *a* grand. nat., *b* grossi.
6. *Lophophyllum breviceps*.
7. *Lophophyllum solare*.
8. *Menophyllum rosula*.
9. *Palaeocycclus mitreola*, *a* grand. natur., *b* la surface grossie.
10. *Cyathophyllum pileolus*, *a* grand. natur., *b* *c* grossis.
11. *Omphyra fastigiatum*, *a* *b* grand. natur., *c* grossi.
12. *Omphyra septigerum*, *a* *b* grand. natur., *b* grossi.
13. *Omphyra discus*.
14. *Aulophyllum inflexum*.
15. *Clisiophyllum eminens*.
16. *Clisiophyllum cristatum*.
17. *Clisiophyllum bucceros*.

Planche XXX.

1. *Polypora cyclopora*, *a* grossi, *b* grand. nat.
- 2—3. *Polypora concatenata*, *3 a b* grand. natur., *c* *d* grossis.
4. *Coenites exsiliens*, *a* grand. natur., *b—d* grossis.
5. *Syringopora tenuissima*, *a* grand. natur., *b* grossi.
6. *Syringopora elegans*, *a* grand. nat., *b* grossi.
7. *Lonsdalea carbonaria*.

Figure

8. *Stenopora arbuscula*, *a* grand. natur., *b* *c* grossis.
9. *Buccula pertusa*, *a* grand. nat., *b* *c* grossi.
10. *Thecia confluens*, *a* grand. nat., *b* grossi.
11. *Diplastraea diffluens*, *a* *b* grand. natur., *c* grossi.
12. *Hydnophora radula*, *a* grand. nat., *b* grossi.
13. *Stylidium spongiosum*, *a—c* grand. nat., *d* grossi.
14. *Urceopora furcata*, *a* grand. nat., *b* grossi.

Planche XXXI.

- 1—3, 57. *Haplocrinus annularis*, 1—3 grand. nat., 57 *a* *b* grand. nat., *c* grossi.
- 4—9, 17—20, 29. *Haplocrinus monile*, *a* *b* grand. natur., *c* grossi.
- 10—14. *Grammocrinus lineatus*, 13 *a* grossi, *b* grand. natur., 14 *a* grand. natur., *b* *c* grossis.
15. *Grammocrinus clathratus*.
- 16, 55, 56. *Cupressocrinus pentaporus*, 16 *a* grand. natur., *b* grossi, 55 *a* *b* grand. natur., *c* grossi, 56 *a* grand. natur., *b* grossi.
21. *Platycrinus stellatus*, *a* grand. natur., *b—d* grossis.
- 22, 42. *Poteriocrinus biplex*, 22 *a* grand. nat., *b* *c* grossis, 42 *a* *b* grand. nat., *c* grossi.
- 23, 41*, 45, 46, 48, 49. *Sphenocrinus obtusus*, *a* *b* grand. natur., *c* grossi.
- 24, 25. *Pentacrinus lobatus*, *a* grand. natur., *b* grossi.
- 26, 32. *Pentacrinus antiquus*, 26 *a* *b* grand. natur., 32 *a* grand. natur., *b* *c* grossis.
27. *Phialocrinus impressus*.
28. *Hexacrinus nodiger*, *a* grand. natur., *b* *c* grossis.
- 30, 31, 34, 40. *Poteriocrinus varians*, *a* grand. natur., *b* *c* grossis.
- 33, 27*. *Cyathocrinus exilis*, *a* *b* grand. nat., *c* *d* grossis.
35. *Goniaster pygmaeus*, *a* grand. natur., *b* grossi.
36. *Ctenocrinus punctatus*, grossi.
- 37, 38. *Ctenocrinus notatus*, *a* grand. natur., *b* *c* grossis.
39. *Pentacrinus priscus* GOLDF. var.
41. *Poteriocrinus tenuissimus*, *a* grand. nat., *b* *c* grossis.
43. *Poteriocrinus impressus*.
44. *Homocrinus dipentus*, grossi.
50. *Cyathocrinus radiatus*.
51. *Condylocrinus verrucosus*.
- 52, 53. *Pachycrinus notatus*.
54. *Cyathocrinus foveolatus*.
58. *Platycrinus insularis*.

Figure

59. *Platyerinus compressus*.
60. *Crotalocrinus rugosus* HIS.
61. *Asterocrinus Münsteri*.

Planche XXXII.

1. *Cheirocrinus penniger*, *a* grand. natur., *b* grossi.
2. *Cheirocrinus giganteus* Duc DE LEUCHT., *a b* grand. nat., *c* *Cheirocr. ornatus*.
3. *Hemicosmites verrucosus*.
4. *Hemicosmites malum* PAND.
5. *Hemicosmites extraneus*, *a b* grand. natur., *c* grossi.
6—7. *Hemicosmites porosus*, *a* grand. nat., *b* grossi.
8. *Protocrinus foveolatus*, *a b* grossis, *c* grand. natur.
9—10. *Sphaeronites Echinus pomum* WAHL., 10 *a b* grand. natur., *c* grossi.
11. *Gonocrinus intermedius*, *a b* grand. nat., *c* grossi.
12. *Gonocrinus striatus* PAND., *a* grand. nat., *b* grossi.
13. *Gonocrinus angulosus*, *a* gr. nat., *b* grossi.
14. *Protocrinus oviformis*.
15. *Heliocrinus balticus*.
16—17. *Heliocrinus radiatus*.
18. *Cryptocrinus laevis* PAND., *a* grand. nat., *b—d* grossis.
19. *Caryocystites pumilus*, *a b* grand. nat., *c* grossi.
20. *Cycloocrinus exilis*, *a* grand. nat., *b* grossi.
21. *Cycloocrinus Spaskii*, *a* grand. natur., *b—d* grossis.
22—23. *Bothriocrinus globulus*, *a* grand. nat., *b* grossi.
24. *Echinocrinus ornatus*.
25—26. *Palaeochinus paradoxus*.
27. *Ctenocrinus stellaris* BR., *a* grand. natur., *b* grossi.
28. *Clypeaster* sp. ?

Planche XXXIII.

1. *Thoosa antiquissima*, *a* grand. nat., *b* grossi.
2. *Thoosa tuberculata*.
3. *Stictopora scalpelliformis*, *a* grand. nat., *b* grossi.
4. *Micropora gracilis*, *a* grand. natur., *b* fragment grossi.
5. *Stenopora approximata*, *a* grand. natur., *b* grossi.
6. *Calamopora reticulata*, *a* grand. natur., *b* grossi.
7. *Syringopora intricata*.
8. *Halysites communicans*, *a* grand. natur., *b* grossi.

Figure

9. *Zaphrentis ornata*, grossi.
10. *Trochophyllum radiatum*.
11. *Lithostrotion intermedium*, *a b* grand. natur., *c* grossi.
12. *Poteroocrinus crassiformis*.
13. *Melocrinus lamellosus*.
14. *Actinoocrinus costatus*, *a* grand. natur., *b c* grossis.
15. *Echinosphaerites ellipticus*, *a* grand. nat., *b* grossi.
16. *Echinocrinus clavatus*.
17. *Echinocrinus striatus*, *a* grand. natur., *b* grossi.
18. *Palaeocome subtilis*.
19. *Platysolenites antiquissimus*, *a* grand. nat., *b* grossi.
20. *Spirifer dimidiatus*, *a* les 2 valves grossies, *b* grand. natur.
21. *Orthisina inflexa*, *a—d* grand. nat., *e* grossi.
22. *Orthis trigonula*.
23. *Orthis rustica*.
24. *Orthis tunicata*, *a* grand. nat., *b c* grossis.
25*. *Orthisina crenistria*.
26. *Orthis septentrionalis*.
27. *Orthis pentamera*.
28. *Rhynchonella acumen*, *a b* grossis, *c* grand. natur.
30. *Discina sinuata*.
31. *Discina papula*, *a* grand. natur., *b* grossi.

Planche XXXIV.

- 1—2. *Spirorbis siluricus*, *a* grand. natur., *b* grossi.
3. *Spirorbis lineolatus*.
4. *Serpula striatula*, *a* grand. nat., *b* section transversale, *c* grossi.
5. *Serpula minuta*, *a* grand. nat., *b* grossi, *c* grand. natur. d'un autre individu.
6. *Serpula carinata*, *a* grand. natur., *b* grossi.
7. *Serpula subcompressa*.
8. *Serpula arcus*.
9. *Disiphonius paradoxus*, *a* grand. natur., *b* coupe transversale.
10. *Campylites longissimus*.
11. *Psephidium ambiguum*, *a* grand. natur., *b c* grossis.
12. *Palaeonereis prisca*.
13. *Terebratula coreulum*.
14. *Terebratula piriformis*.
15. *Terebratula bursa*, *a* grand. natur., *b—d* fortement grossi.
16. *Spirifer piper*, *a—c* grand. natur., *d* grossi.
17. *Spirifer cicer*.
18. *Spirifer erubescens*.

Figure

19. *Spirifer acutiplicatus*, *a* grand. natur., *b—d* grossis.
20. *Rhynchonella acies*, *a* grand. natur., *b—d* grossis.
21. *Platystrophia chama*.
22. *Platystrophia tenuicosta*.
23. *Pentamerus esthonus*.
24. *Rhynchonella sphex*, *a* grand. nat., *b—d* grossis.

Planche XXXV.

1. *Spirifer vetulus*.
2. *Athyris ungula*.
3. *Atrypa arimaspus*, *a* grand. nat., *b* deux côtes grossies.
4. *Atrypa armigera*, *a* quelques plis très-grossis, *b c* grand. natur.
5. *Rhynchonella globosa*, *a b* noyau, de grand. natur.
6. *Atrypa micans*.
7. *Rhynchonella nomada*.
8. *Rhynchonella granulum*, *a* grand. natur., *b—d* grossi.
9. *Rhynchonella interstitialis*, *a* grand. natur., *b—d* grossis.
10. *Rhynchonella remota*, *a* grand. natur., *b—d* grossis.
11. *Rhynchonella acutidens*, *a* grand. natur., *b—d* grossis.
12. *Rhynchonella digitata*.
13. *Rhynchonella labiata*.
14. *Rhynchonella trochilus*, *a* grand. natur., *b—d* grossis.
15. *Rhynchonella connivens*.
16. *Rhynchonella secale*, *a* grand. nat., *b—d* grossis.
17—18. *Camarophoria globulina*.
19—20. *Pentamerus galeatus*.
21. *Pentamerus striatus*.
22. *Orthis oriens*.
23. *Orthis avicularis*, *a* grand. natur., *b—d* grossis.
24. *Orthis stenorhyncha*, *a* grand. natur., *b—d* grossis.
25. *Chonetes cribrosus*, *a* grand. nat., *b—e* grossis, *f* quelques côtes grossies.

Planche XXXVI.

1. *Chonetes cribrosus*, *a* grand. nat., *b—c* grossis.
2. *Chonetes costatus*, *a* grand. nat., *b* quelques côtes grossies.
3. *Orthisina scythica*, *a* grand. nat., *b* quelques plis grossis.
4. *Productus marginatus*, *a b* grand. natur., *c* section transversale d'un petit individu.

Figure

5. *Spirifer lineatus* MART. C'est la variété *Spirif. lineatus exiguus*, qui provient du village Sloboda et qui n'a que $\frac{3}{4}$ ligne de long, au lieu de $\frac{3}{4}$ pouce, comme c'est imprimé sur la page 700 ligne 13 d'en bas par une faute typographique.
6. *Leptaena gemella*.
7. *Orthisina congrua*, *a—c* grand. nat., *d* quelques plis grossis.
- 8—9. *Orthis moneta*, *a* grand. nat., *b—c* grossis, *a—c* grand. natur.
10. *Orthis cincta*, *a—b* grand. natur., *c—d* grossis.
11. *Orthis equestris*, *a—b* grand. natur., *c* 4 plis grossis.
12. *Orthisina plana*, *a—c* grand. natur., *d* 3 plis grossis.
13. *Orthisina Nefedyewii*.
14. *Orthisina distincta*.
15. *Orthis subtilis*, *a* grand. nat., *b c* grossis.
16. *Camarophoria globulina*.
17. *Retzia Salteri*, DAV.
18. *Pentamerus pumilus*, *a* grand. natur., *b—c* grossis.
19. *Pentamerus orientalis*.
20. *Spirifer excentricus*.

Planche XXXVII.

1. *Pseudocrania depressa*.
- 2—3. *Pseudocrania planissima*, 2 *a b* les 2 valves de grand. nat., vues de la valve dorsale, *c* un fragment grossi de la surface, fig. 3 *a* la valve ventrale de grand. nat., *b* fragment grossi.
4. *Orbicula dilatata*, *a—b* grand. natur., *c* fragment de la surface, grossi.
5. *Obolus antiquissimus*, *a* la valve dorsale grossie, *b—c* la valve ventrale de grand. nat., *d* les 2 valves réunies et dessinées du côté.
- 6—7. *Obolus siluricus*, *a* grand. nat., *b* fragment de la surface grossi.
8. *Lingula pusilla*, *a b d* grossis, *c* grand. nat.
9. *Lingula orbicularis*, *a b* grand. natur., *c* fragment grossi.
10. *Lingula subcrassa*, *a b* grand. natur., *c* fragment grossi de l'épiderme.
11. *Posidonomya marginalis*.
12. *Avicula fallax*.
13. *Posidonomya eos*, *a* grand. nat., *b* grossi.
14. *Posidonomya Becheri* BRONN, *a* grand. natur., *b* grossi.
15. *Posidonomya excellens*.
16. *Avicula lunulata*.
17. *Bakevella triangularis*.
18. *Avicula rostrata*.

Figure

19. *Avicula declivis*.
20. *Avicula Buchii*.
21. *Avicula alula*.
22. *Avicula conformis*.
23. *Avicula nana*, *a* grand. natur., *b* grossi vu du côté de la valve gauche et du bord cardinal.
24. *Pecten strictus*.
- 25—26. *Pecten Midas*.
27. *Pecten Noae*.
28. *Pecten megalotoides*.
29. *Pecten exoticus*.
30. *Modiolopsis devexa*.
31. *Avicula microceras*, *a b* grand. natur., *c* fragment de la surface grossi.

Planche XXXVIII.

1. *Avicula plana*.
2. *Modiolopsis attenuata*, *a b* grand. natur. d'un jeune individu.
3. *Modiolopsis incrassata*.
4. *Modiolopsis globosa*.
5. *Pterinea silurica*.
6. *Avicula scythica*.
7. *Mytilus uncinatus*.
8. *Modiolopsis conspicua*.
9. *Nucula macromya*.
10. *Nucula aedilis*.
11. *Orthonotus nasutus* CONR.
12. *Nucula carbonaria*.
13. *Nucula exigua*, *a* grand. nat., *b c* grossis.
14. *Nucula triangularis*.
15. *Nucula trivialis*, *a* grand. nat., *b c* grossis.
16. *Schizodus sulcifer*.
17. *Schizodus eximius*.
18. *Megalodus crassus*.
19. *Megalodus unguis*.
20. *Cucullaea silurica*.
21. *Cardiomorpha distincta*.
22. *Pholadomya connivens*.
23. *Pinna flabelliformis* MART.
24. *Cypricardia dorsata*.

Planche XXXIX.

1. *Astarte socialis*, *a b* grossis, *c* fragment l'épiderme très-grossi.
2. *Bakevella antiqua* GOLDF. du calcaire magnésien du lac mort d'Iletzka dans le gouvernement d'Orenbourg, *a* en grand. nat., *b* grossi.
3. *Avicula Dalailamae* DE VERN. en grand. nat. du même calcaire magnésien du lac mort d'Iletzka dans le gouvern. d'Orenbourg, voy. page 959.
4. *Modiolopsis tenera*.
5. *Cypricardia silurica*.

Figure

6. *Arca decipiens*.
7. *Cypricardia esthona*.
8. *Cypricardia pumila*, *a* grand. natur., *b c* grossis.
9. *Solen signifer*.
10. *Solemya primaeva*.
11. *Arca exigua*, *a* grand. natur., *b* grossi.
12. *Nucula cardiiformis*.
13. *Grammysia macroderma*.
14. *Grammysia Goldfussi*, *a b* grand. natur., de la valve gauche.
15. *Grammysia avus*.
16. *Modiolopsis attenuata*, *a b* grand. natur. d'un adulte.
17. *Solen siliquoides*.
18. *Nucula consobrina*.
19. *Nucula consobrina*, jeune variété.
20. *Unio castor*.
21. *Unio umbonatus* FISCH.
22. *Modiolopsis Pallasii* DE VERN.
23. *Isocardia oblonga* PHILL.
24. *Avicula pristina*, *a* grand. nat., *b* grossi.
25. *Conocardium turdus*, *a* grand. natur., *b c* grossis.
26. *Isocardia obtusa*.
27. *Isocardia oblonga* PHILL., petite variété jeune, *a* grand. natur., *b c* grossis.
28. *Isocardia caprina*.
29. *Lucina neura*.

Planche XL.

1. *Sanguinolaria laevis*.
2. *Cardinia concentrica*, *a* grand. natur., *b* fragment de l'épiderme grossi.
3. *Avicula familiaris*.
4. *Posidonomya exigua*, *a* grand. natur., *b* grossi.
5. *Gastrochaena antiquissima*.
6. *Dentalium verrucosum*, *a b* grand. natur., *c* grossi.
7. *Dentalium granosum*, *a* fragment de la surface grossi, *b c* grand. natur.
8. *Dentalium rugosum*, *a* grand. natur., *b c* grossis.
9. *Dentalium notabile*.
10. *Dentalium acus*.
11. *Dentalium granosum* var. *laevigata*.
12. *Dentalium rectiusculum*.
- 13—14. *Hyolithes acutus*.
15. *Hyolithes striatus*, *a d* grand. natur., *b c* grossis.
16. *Hyolithes latus*.
17. *Hemiceras cylindrus*, *a b* grand. natur., *c* les deux extrémités en coupe transversale.
18. *Hemiceras angulatum*.

Planche XLII.

Figure

19. *Hyolithes paradoxus*.
20. *Lonchidium inaequale*, *a b* grand. natur.,
c d grossis.
21. *Conularia trentonensis*, *a b* grand. natur.,
c fragment de la surface grossi.
22. *Conularia latesulcata*, *a* grand. natur.,
b grossi.
23. *Conularia subtilis* SALT., *a b* grand. natur.,
c fragment grossi.
24. *Conularia marginata*, *a b* grand. natur.,
c fragment du latéral grossi.
25. *Conularia lineata*, *a* grand. natur., *b*
fragment de la surface grossi.
26. *Euomphalus nanus*.
27. *Bellerophon helix*.
28. *Bellerophon lateralis*.
29. *Bellerophon dorsualis*, *a* grand. natur.,
b c grossis.
30. *Bellerophon pusio*, *a* grand. natur., *b*
c grossis.
31. *Bellerophon granulum*, *a* grand. natur.,
b c grossis.
32. *Bellerophon depressus*, *a b* grand. natur.,
c la surface grossie.
33. *Bellerophon pygmaeus*, *a* grand. natur.,
b c grossis.
- 34—35. *Bellerophon siluricus*.
36. *Bellerophon nanus*, *a* grand. natur., *b*
c grossis.

Planche XLI.

1. *Bellerophon radiatus*.
2. *Bellerophon granosus*.
3. *Bellerophon contortus*.
4. *Bellerophon attenuatus*.
5. *Bellerophon megalostoma*.
6. *Bellerophon distortus*.
7. *Porcellia scutigera*.
8. *Bellerophon boreas*.
9. *Bellerophon compressus*.
10. *Bellerophon arcuatus*.
11. *Bellerophon nitens*.
12. *Bellerophon angulatus*, *a b* grand. nat.,
d'un jeune individu.
13. *Hyolithes insularis*, *a* grand. natur., *b* la
surface grossie.
14. *Capulus proavus*.
15. *Capulus irregularis*.
16. *Patella umbonata*, *a b* grossis, *c* grand. nat.
17. *Patella scutellum*, *a* grand. natur., *b*
c grossis.
18. *Metoptoma pustulosum*, *a* grand. natur.,
b grossi, adulte.
19. *Metoptoma solare*, *a* grand. nat., *b* grossi.
20. *Patella mitreola*, *a* grand. nat., *b c* grossis.
21. *Patella constricta*.

Figure

1. *Pleurotomaria carbonaria*.
2. *Holopella spiralis*.
3. *Pleurotomaria spirula*, *a* grand. natur.,
b grossi.
4. *Turritella acus*, *a* grand. natur., *b* grossi.
5. *Turritella spiculum*, *a* grand. nat., *b* grossi.
6. *Chemnitzia laevigata*, *a* grand. natur.,
b grossi.
7. *Macrochilus laevis*, *a* grand. nat., *b* grossi.
8. *Euomphalus orbis*.
9. *Euomphalus acies*, *a* grand. natur., *b*
c grossis.
10. *Subulites nanus*, *a* grand. nat., *b* grossi.
11. *Paludina exaltata*, *a* grand. nat., *b* grossi.
12. *Tornatella nana*, *a* grand. nat., *b c* grossis.
13. *Euomphalus Gualteriatius* SCHLOTH., *a*
grand. natur., *b c* grossis.
14. *Bellerophon conspicuus*.
15. *Euomphalus vortex*.
16. *Bullina carbonaria*, *a b* très-grossis.
17. *Pleurotomaria antiquissima*.
18. *Turbo ferrugineus*, du vieux rouge de
Boureghi dans le gouvernement de Nov-
gorod; la même espèce voy. la Pl. XLIV,
fig. 17 et 18, individu qui provient du
calcaire carbonifère de Borowitschi près
de Novgorod *a* en grand. nat., *b* grossi.
19. *Pirula exilis*, *a b* très-grossis.
20. *Litorina globosa*.
21. *Solarium exile*, *a—c* très-grossis.
22. *Pleurotomaria globosa*.
23. *Euomphalus impressus*, *a* grand. natur.,
b grossi.
24. *Macrochilus affinis*.
25. *Pirula ornata*.
26. *Cerithium avicula*.
27. *Maclurea helix*, *a* vu du côté supérieur,
b du côté latéral, l'ombilic est placé
dans le haut.
28. *Euomphalus marginalis*.
29. *Hemiceras compressum*, *a* grand. natur.,
du côté du siphon, *b* grand. natur.
d'en haut, *c* grand. natur. d'en bas.
30. *Leptaena pyron*.

Planche XLIII.

1. *Pleurotomaria insignis*.
2. *Pleurotomaria cingulata* HIS.
3. *Pleurotomaria delphinuliformis* SANDE.
4. *Pleurotomaria microcosmus*, *a—c* grossis,
d grand. natur.
5. *Pleurotomaria bijugata*, *a* grand. natur.,
b tour de spire grossi.
6. *Pleurotomaria nitida*.
7. *Pleurotomaria ventricosa*.

Figure

8. *Subulites priscus*, *a* grand. nat., *b* grossi,
9. *Holopella elongata*.
10. *Subulites gigas*.
11. *Ampullacera monticola*.
12. *Euomphalus increscens*.
13. *Euomphalus marginatus*.
14. *Maclurea neritoides* GOLDF.
15. *Euomphalus planissimus*.
16. *Maclurea helix*, var.
17. *Euomphalus posthumus*.
18. *Euomphalus devexus*.

Planche XLIV.

1. *Natica ampullacea*.
2. *Natica prisca*.
3. *Natica irregularis*.
- 4—5. *Natica denudata*.
6. *Naticopsis primigenia*.
7. *Natica nodosa*, jeune individu de grand. nat.
8. *Natica uralica*.
9. *Natica elegantissima*, *a* grand. natur., *b*
c grossis.
10. *Natica nana*, *a* grand. natur., *b* grossi.
11. *Pleurotomaria silurica*.
12. *Pleurotomaria turricula*.
13. *Pleurotomaria exilis*.
14. *Macrochilus striatus*, *a* grand. natur.,
b tour grossi.
15. *Turbo borealis*, *a* grand. natur., *b* grossi.
16. *Turbo striatus*.
- 17—18. *Turbo ferrugineus*, *a* en grand. nat.,
b grossi, fig. 17 un noyau, fig. 18 un
individu couvert du test finement strié,
qui provient, comme aussi l'individu
fig. 17 du calcaire carbonifère de Borowitschi,
tandis que l'individu Pl. XLII,
fig. 18 à test grossièrement strié s'est
trouvé dans le vieux grès rouge de
Boureghi.
19. *Turbo primigenius*.
20. *Turbo nanus*, *a* grand. natur., *b* grossi.
21. *Paludina basalis*, *a* grand. nat., *b c* grossis.
22. *Pleurotomaria notabilis*, *a b* individu plus
déprimé de grand. natur., *c d* individu
plus conique de grand. natur.
23. *Turbo trimarginatus*.
24. *Subulites amphora*.
25. *Holopella elegans*.

Planche XLV.

1. *Nautilus regulus*, *a b* grand. nat., *c* les
sutures du bord inférieur concave de
grand. natur.
2. *Nautilus ingens*.
3. *Nautilus ammonius*.
4. *Nautilus carinatus*.

Planche XLIX.

Figure

5. Nautilus excentricus.
6. Nautilus decurrens, *a* grand. nat., *b c* grossis.
7. Nautilus hesperis.
8. Cyrtoceras subdepressum.

Planche XLVI.

1. Endoceras megastoma.
2. Orthoceras declive.
3. Nothoceras impressum.
- 4—6. Endoceras vertebrale, *a b* grand. nat., le siphon à part de grand. natur.
7. Endoceras hasta.
8. Endoceras regulus.

Planche XLVII.

1. Cyrtoceras testaceum.
2. Phragmoceras eximium.
3. Cyrtoceras annulatum.
4. Phragmoceras paradoxum.
5. Cyrtoceras nanum.
6. Cyrtoceras falcigerum.
7. Cyrtoceras simplex.
8. Cyrtoceras subcostatum.
9. Cyrtoceras affine.
10. Cyrtoceras priscum.
11. Cyrtoceras corniculum.
12. Phragmoceras curlum.
13. Phragmoceras complanatum.
14. Cyrtoceras Odini, *a b* grand. natur. d'un très-petit fragment, dépourvu de l'enveloppe.
15. Cyrtoceras decrescens.
16. Cyrtoceras undatum.
17. Phragmoceras oryx.
18. Cyrtoceras substriatum.

Planche XLVIII.

1. Endoceras vaginatum, *a—d* grand. nat., *e* la surface grossie.
2. Thoracoceras distans.
3. Cycloceras decoratum, *a* grand. natur., *b* grossi.
4. Cochlioceras avus.
5. Phragmoceras sulciferum.
6. Orthoceras cuneolus.
7. Gomphoceras elongatum.
8. Trematoceras discors.
9. Bactrites nanus.
10. Cyrtoceras digitale.
11. Gomphoceras conulus.
12. Dictyoceras porosum.
13. Cycloceras ornatum, *a* grand. nat., *b* grossi.
14. Cycloceras fenestratum.
15. Heloceras tuberculatum, *a b* grand. nat., *c* tubercule grossi.
16. Gomphoceras lagena.

Figure

1. Orthoceras bacillum, *a—e* grand. natur., *f—g* grossis.
2. Orthoceras insigne.
3. Orthoceras compressiusculum.
4. Gomphoceras hesperis.
5. Cycloceras devexum.
6. Orthoceras acuminatum.
7. Orthoceras obliquum.
8. Gomphoceras hesperis.
9. Orthoceras deliquescentis.
10. Orthoceras propinquum.
11. Orthoceras seps.
12. Endoceras complanatum.
13. Orthoceras ampliatum.
14. Cycloceras serpentinum, *a b* grand. nat., *c* la surface grossie.
15. Orthoceras ovale PHILL.
16. Thoracoceras notatum.
17. Cyrtoceras pollex.
18. Ascoceras deforme.
19. Cyrtoceras semicirculare.
20. Euomphalus elegans.
21. Nautilus subsulcatus PHILL.
22. Nautilus canaliculatus PHILL., *a* grand. natur., *b* section transverse.

Planche L.

- 1—3. Clymenia rarospira.
4. Goniatites altaicus.
5. Clymenia depressa, *a b* grand. natur., *c* les stries de la surface grossies.
6. Clymenia rarospira.
7. Clymenia incongrua.
8. Cyrtoceras falcatum.
9. Natica borealis.
10. Pleurotomaria plicifera.
11. Capulus pileolus.
12. Capulus conspicuus.
13. Cyrtolithes scindens.
14. Conularia constricta, *a b* grand. natur., *c* fragment grossi.
15. Conularia striata, *a b* grand. natur., *c* fragment de la surface grossi.

Planche LI.

1. Pterinea hyperborea, *a* grand. natur., *b* grossi.
2. Modiolopsis ingrica.
3. Modiolopsis anomala.
4. Modiolopsis decussata, *a* grand. natur., *b* grossi.
5. Modiolopsis obliqua.
6. Cypricardia inflata.
7. Grammysia scapha.
8. Cardium exiguum, *a* grand. nat., *b* grossi.

Figure

9. Cardiola verrucosa, *a* grand. nat., *b* grossi.
10. Patella depressa.
11. Patella exilis, *a b* grand. natur., *c* grossi.
12. Capulus rostratus.
13. Calyptraea calyptrata SCHRENK.
14. Subulites inflatus.
15. Turbo scythicus.
- 16—17. Pleurotomaria pusilla.
18. Holopella eximia.
19. Turbo lineola, *a* grand. natur., *b* fragment grossi.
20. Maclurea excedens.
21. Maclurea corniculum, *a* grand. natur., *b* coupe transversale.
22. Endoceras commune.
- 22*. Phragmoceras conicum.
23. Cycloceras trochleare, *a* grand. natur., *b* fragment grossi.
24. Endoceras remotum.
25. Orthoceras exaltatum.
26. Gomphoceras bolbos.
27. Clymenia Odini, *a* grand. natur., *b* sect. transv.

Planche LII.

1. Beyrichia colliculus, *a b* gr. nat., *c* grossi.
2. Leperditia minuta, *a* grand. nat., *b* grossi.
3. Bairdia Pyrrhae, *a* grand. nat., *b* grossi.
4. Bairdia Qualeni.
5. Bairdia laevigata, *a* grand. natur., *b—d* grossis.
6. Bairdia aequalis, *a* grand. nat., *b c* grossis.
7. Leperditia microphthalma, *a* grand. nat., *b* grossi.
8. Bairdia excisa, *a* grand. nat., *b—d* grossis.
9. Leperditia grandis.
10. Beyrichia umbonata, *a* grand. natur., *b c* grossis.
11. Beyrichia gibberosa, *a* grand. natur., *b c* grossis.
12. Bairdia distracta, *a* grand. natur., *b—d* grossis.
13. Leperditia ornata, *a—c* un peu grossi.
14. Beyrichia striolata.
15. Bairdia scapha, *a* grand. nat., *b* grossi.
16. Leperditia ovulum, très-grossi.
17. Bairdia curta M'COY, *a* grand. natur., *b—d* grossis.
18. Bairdia curta, variété plus grande, *a* grand. natur., *b—d* grossis.
19. Bairdia protracta, *a* grand. natur., *b—d* grossis.
20. Onglet du pied d'un Trilobite.
21. Fragment du pied d'un Trilobite.
22. La première articulation d'un pied de Trilobite.

Figure

23. Antenne d'un Trilobite.
24. *Asaphus Schlotheimii* pour montrer les fossettes articulaires des pieds du côté gauche.
25. *Ceraurus scutiger*.
26. *Ceraurus aculeatus*.
27. *Harpes Spaskii*.
28. *Odontochile exilis*, *a* grand. nat., *b c* grossis.
29. *Trinucleus issedon*.
30. *Raphiophorus conulus*.
31. *Sphaerocoryphe aries*.
32. *Chasmops Odini*.
33. *Agnostus nodiger*, *a* grand. natur., *b c* grossis.
34. *Agnostus paradoxus*, *a b* grand. natur., *c* grossi.
35. *Bunodes lunula*.

Planche LIII.

1. *Leperditia foveolata*, *a* grand. nat., *b* grossi.
2. *Ptychopyge glabifrons*.
3. *Illaenus Wahlenbergii*.
4. *Illaenus laticlavus*.
5. *Illaenus oblongatus*.
6. *Illaenus Rudolphii*.
7. *Illaenus cornutus*.
8. *Niobe Lichtensteinii*.
9. *Bronteus insularis*.
10. *Asaphus devexus*.

Planche LIV.

1. *Actinobulus atavus*.
2. *Illaenus Parkinsonii*.
3. *Homalonotus elongatus*.
4. *Megalopsis remigium*.
5. *Asaphus platycephalus* STOCK., segment thoracique.
6. *Asaphus expansus* WAHL.
7. *Asaphus Weissii*, *d* labre grand. nat.
8. *Griffithides Brongiartii*.
9. *Griffithides derbyensis* MART.
10. *Griffithides Eichwaldii* FISCH.
11. *Griffithides Jonesii* PORTL., *a* grand. nat., *b* segment abdominal grossi.
12. *Griffithides biserialis*, *a* grand. natur., *b* grossi.
13. *Calymene denticulata*, *a* grand. natur., *b c* grossis.
14. *Ceraurus approximatus*.
15. *Lichas macrocephala*.

Figure

16. *Lichas laevis*.
17. *Cryptonymus Wörthii*, *a* grand. natur. de l'abdomen, *b* grand. natur. de l'individu de Réval, *c* le même grossi.
- 18—19. *Ceraurus gladiator*.
20. *Ceraurus macrophthalmus*.

Planche LV.

1. *Lonchodomas longirostris*.
2. *Zethus triplicatus*.
3. *Zethus biplicatus*.
4. *Lichas dalecarlica* ANG.
5. *Lichas Eichwaldi* NIESZK., le labre de grand. natur.
6. *Cyphaspsis planifrons*, *a* grand. natur., *b c* grossis.
7. *Onchus tenuistriatus*, *a* grand. nat., *b* grossi.
8. *Pleuracanthus porosus*.
9. *Homacanthus gracilis*.
10. *Palaeoniscus costatus*, *a* grand. natur., *b c* écailles grossies.
11. *Palaeoniscus tuberculatus*, *a* grand. nat., *b* écaille grossie.
12. *Palaeoniscus nanus*, *a* grand. natur., *b* écaille grossie.
13. *Palaeoniscus Tscheffkini* FISCH., *a* grand. natur., *b—f* les écailles grossies.
14. *Acrolepis reticulata*, *a b* les écailles de grand. natur.
15. *Amblyopterus orientalis*, *a* grand. natur., *b c* les écailles grossies.

Planche LVI.

1. *Asterolepis ornata*.
2. *Homostius latus* ASM.
3. *Bothriolepis ornata*.
4. *Leptacanthus remotus*.
5. *Diplopterax macrocephalus*, *a* l'os suboperculaire, grand. nat., *b* la surface grossie.
6. *Glyptolepis orbis*, *a* grand. nat., *b* grossi.
7. *Platysomus biarmicus*, *a* grand. natur., *b c* les écailles grossies.
8. *Acrolepis rhombifera*, *a* grand. natur., *b c* grossis.
9. *Acrolepis macroderma*, *a b* grand. nat., *c* écaille grossie.

Planche LVII.

- 1—3. *Chelyophorus Verneuilii* AG.
- 4—6. *Chelyophorus posthumus*, dent ptéry-

Figure


- goïdienne grossie, *a* grand. natur. la palette nataoire de grand. natur.
7. *Sclerolepis decoratus*, *a* grand. natur., *b* grossi.
8. *Aulacosteus oviformis*, *a b* grand. natur., *c* grossi.
9. *Osteolepis nanus*, *a* la mâchoire inférieure de grand. nat., *b* grossie.
10. *Osteolepis intermedius*, *a* grand. natur., *b* grossi.
11. *Chiastolepis clathratus*, *a* grand. natur., *b* grossi.
12. *Microlepis exilis*, *a* grand. nat., *b* grossi.
13. *Microlepis lepidus*, un peu grossi.
14. *Cheirolepis unilateralis*, *a* grand. natur., *b—d* grossis.
- 15—16. *Osteolepis Fischeri*.
17. *Dipterus arenaceus*, *a* grand. natur., *b* grossi.
18. *Dendrodus inflexus*, *a* grand. natur., *b c* grossis.
19. *Haplacanthus tenuisulcatus*.
20. *Climatius aculeatus*, *a* grand. nat., *b* grossi.
21. *Cheirolepis Uragus* AG. aff.
22. *Glyptolepis orbis*.
23. *Cheirolepis splendens*, *a* grand. natur., *b* grossi.
24. *Rhopalodon Fischeri*.
25. *Eurosaurus uralensis* DE MEY., le crane grand. natur.
- 26—30. Différents ossements de l'*Eurosaurus uralensis*.

Planche LVIII.

- 1—3. Crâne du *Deuterosaurus biarmicus*.
- 4—8. Crâne du *Rhopalodon Murchisoni*, grand. natur. excepté fig. 5 grossie.
9. Mâchoire inférieure du *Rhopalodon Murchisonii*.
- 10—11. Les dents grossies du même.
12. Une phalange du pied de l'*Eurosaurus*.

Planche LIX.

- 1—2. Colonne vertébrale du *Deuterosaurus biarmicus*.
3. Les côtes pectorales du même, en grand. natur.
4. Femur de l'*Eurosaurus*, en grand. nat.
5. Humerus du même, en grand. nat.
- 6—7. Vertèbres du même, en grand. nat.



7

foliosus

tribulatus

6

antiquus

9

8

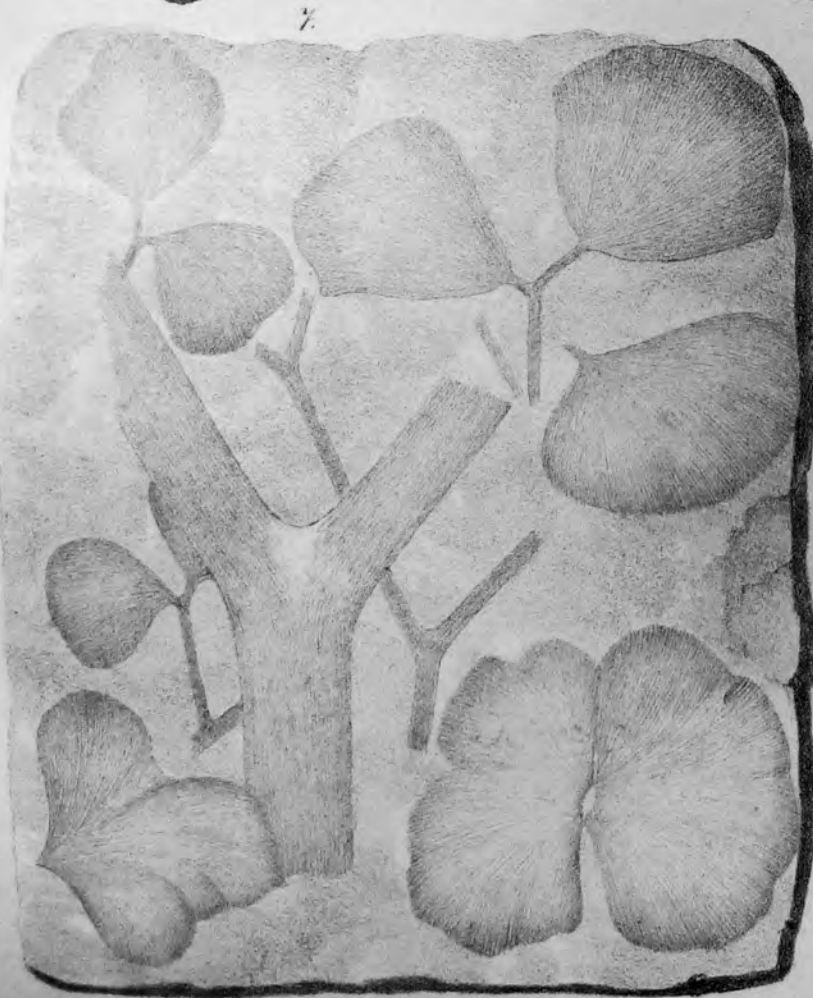
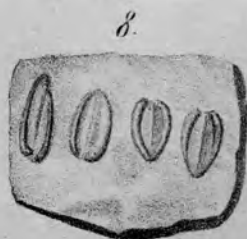
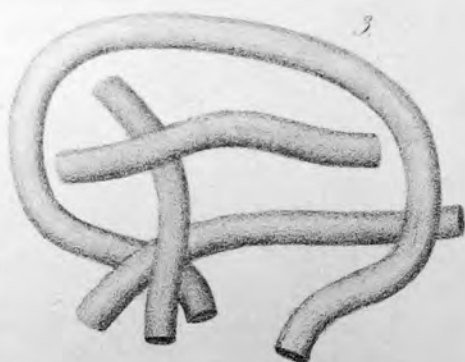
subtilis

tenax

11

1/2


taeniola







3



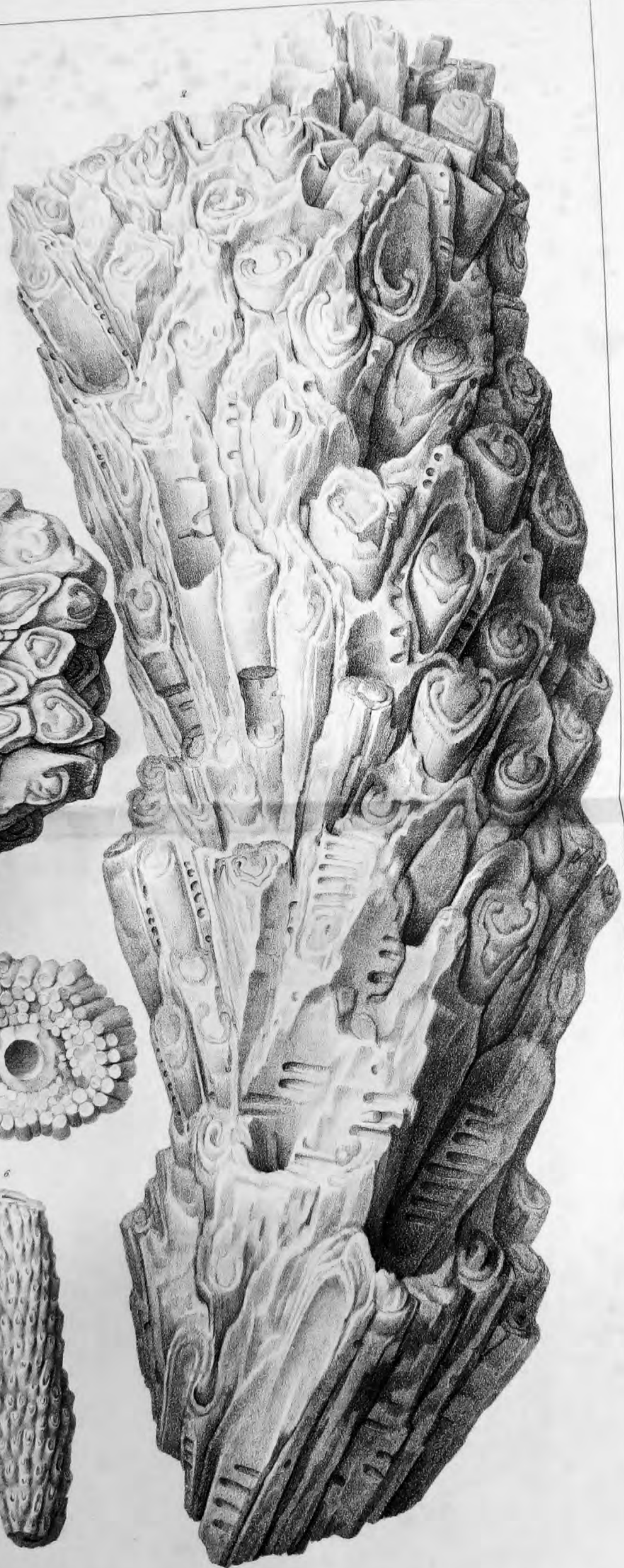
4




5



6





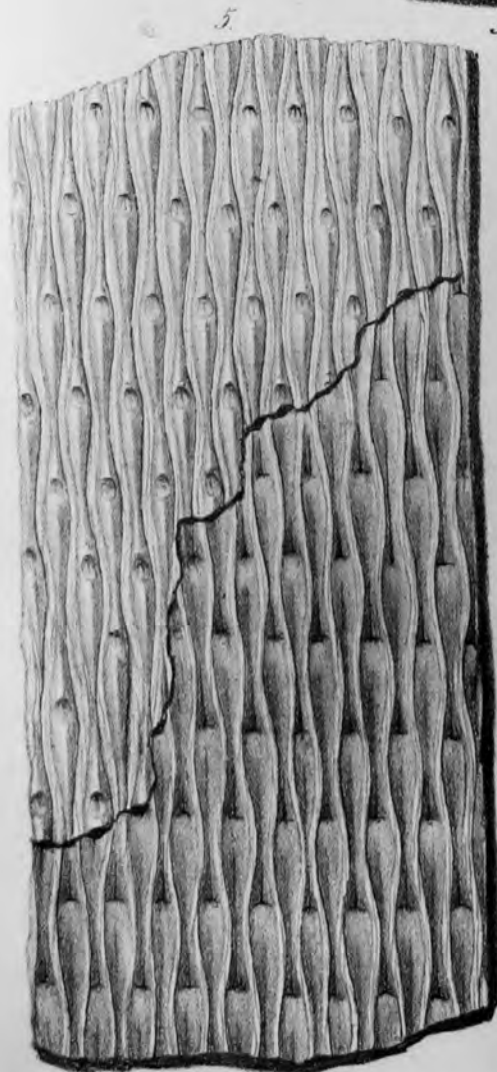








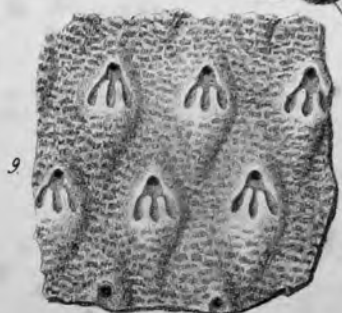


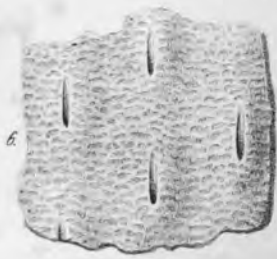
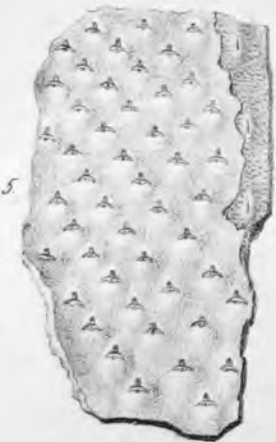
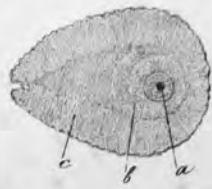

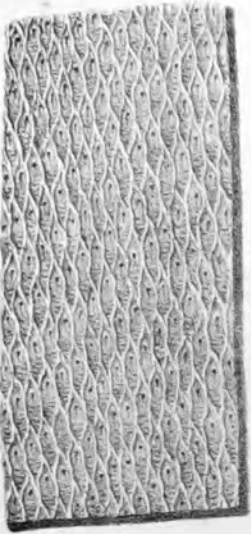
3


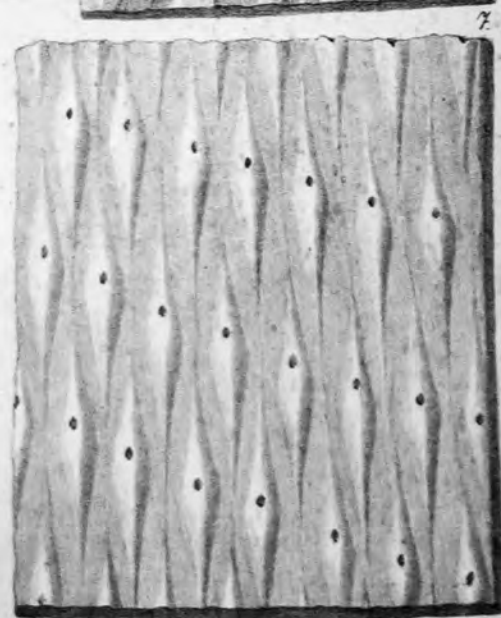


4


2

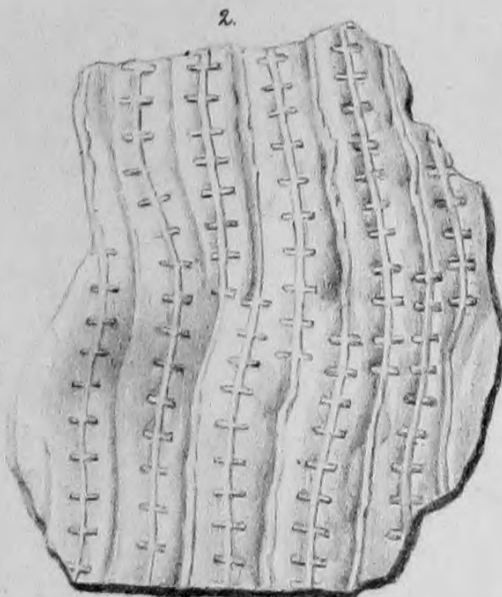
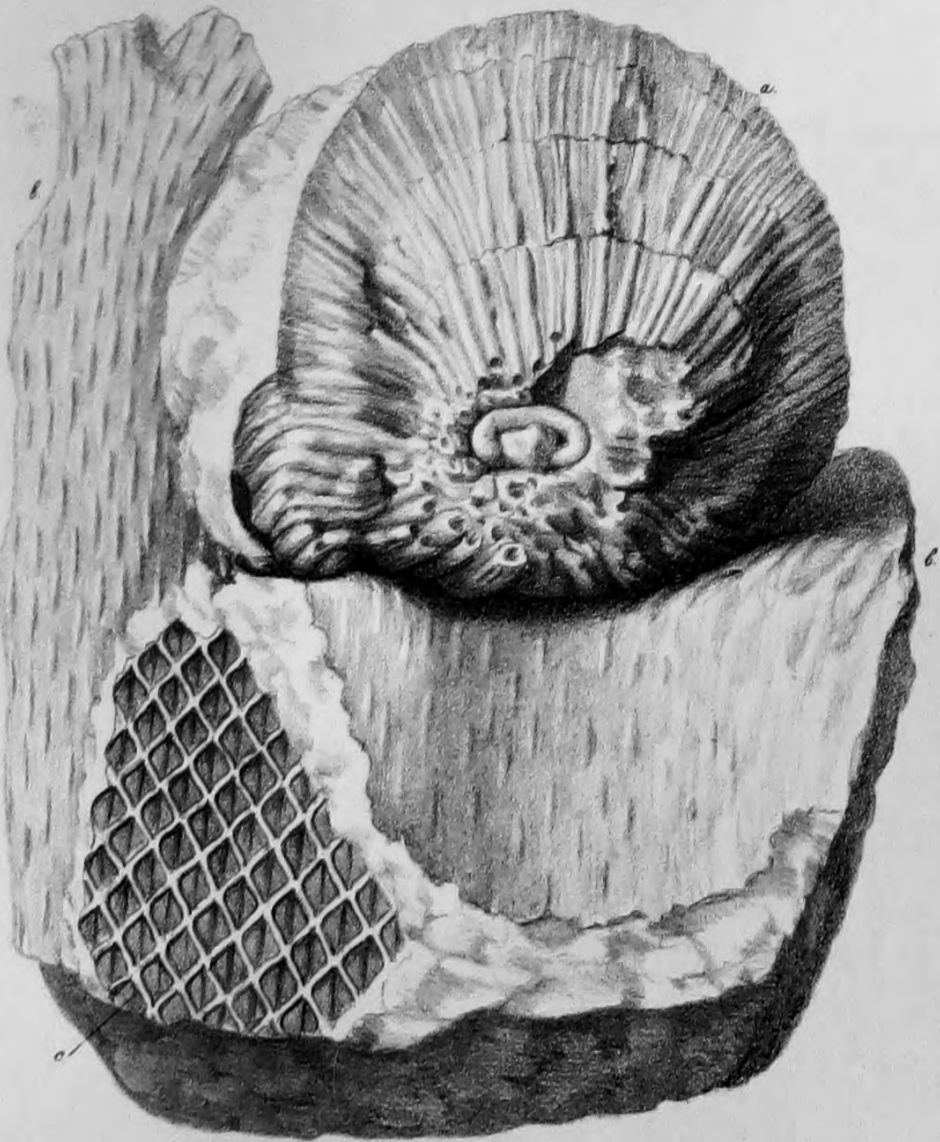
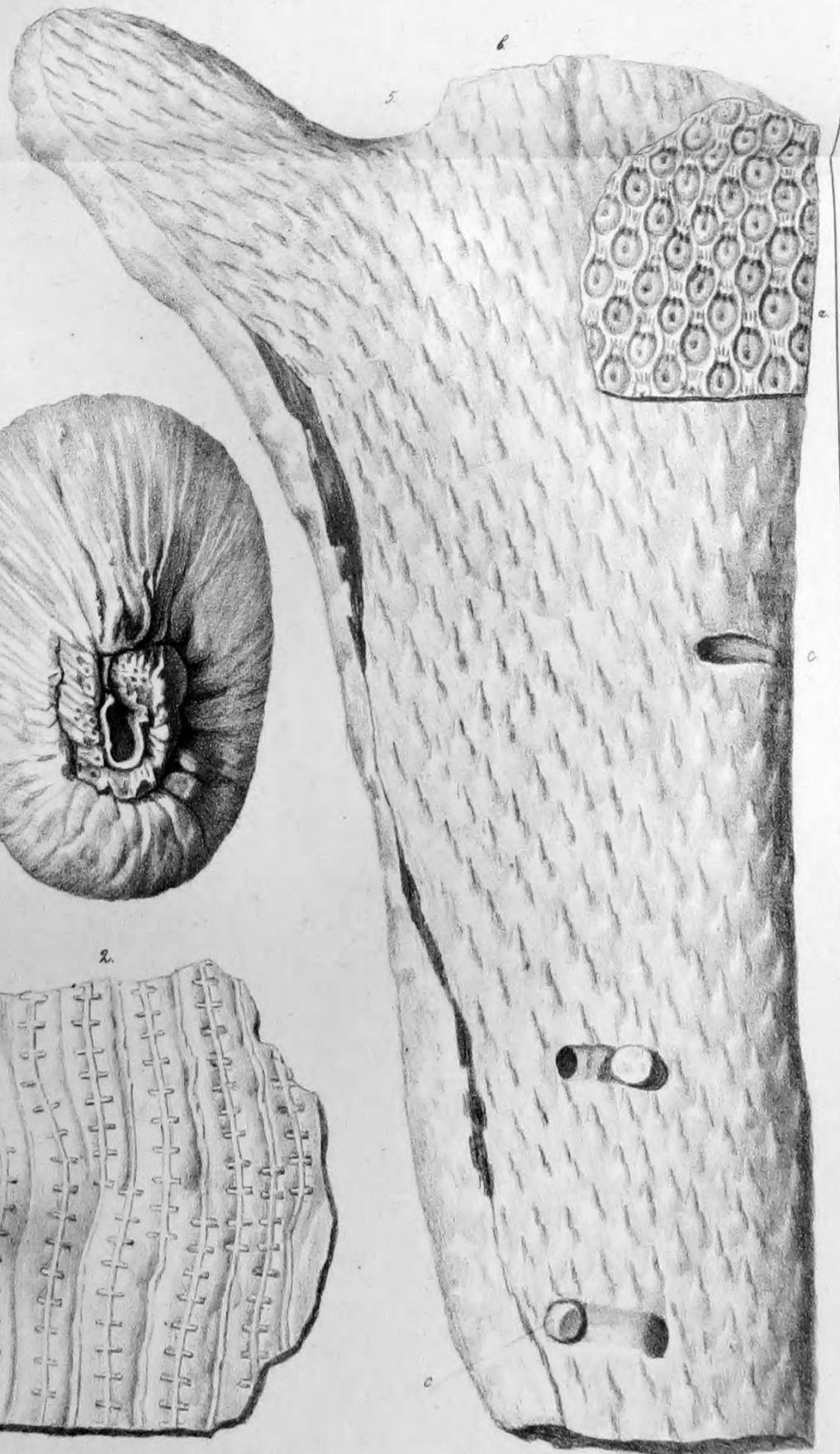






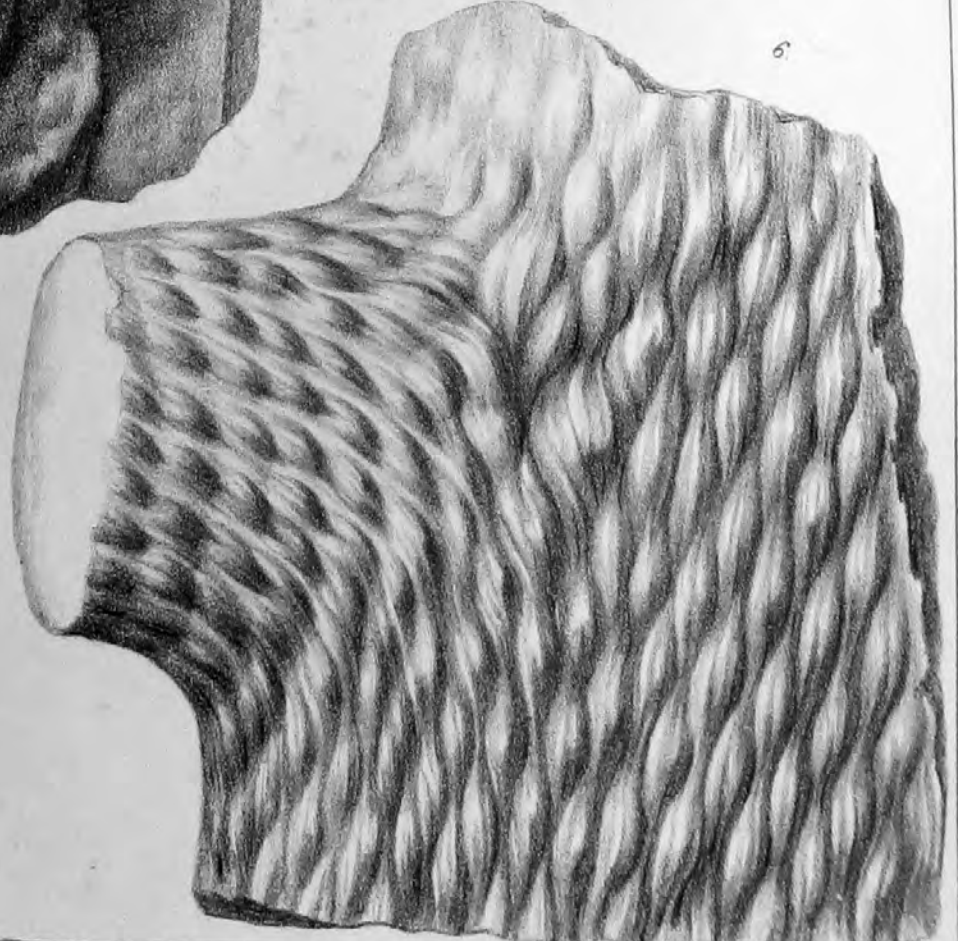
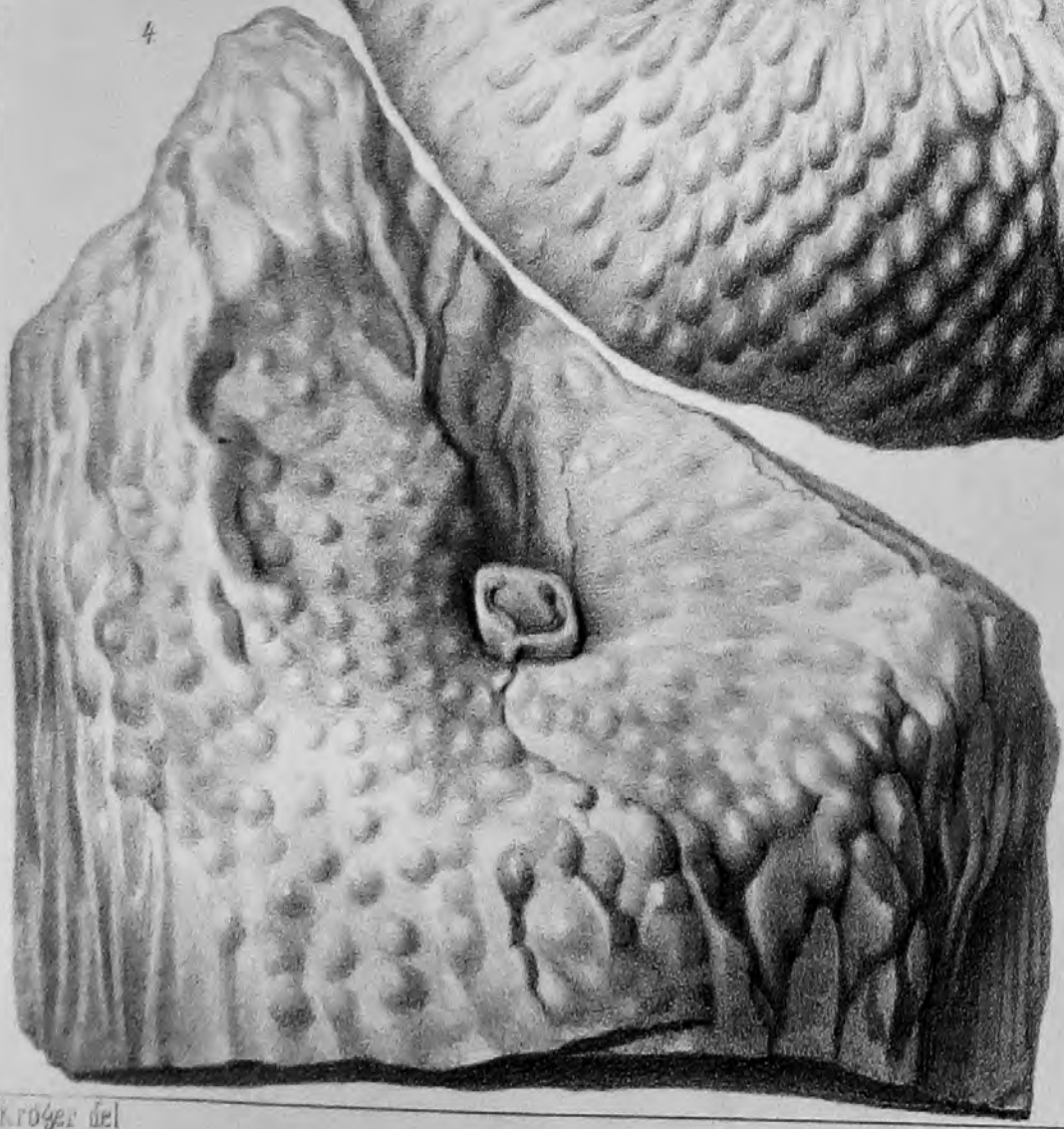
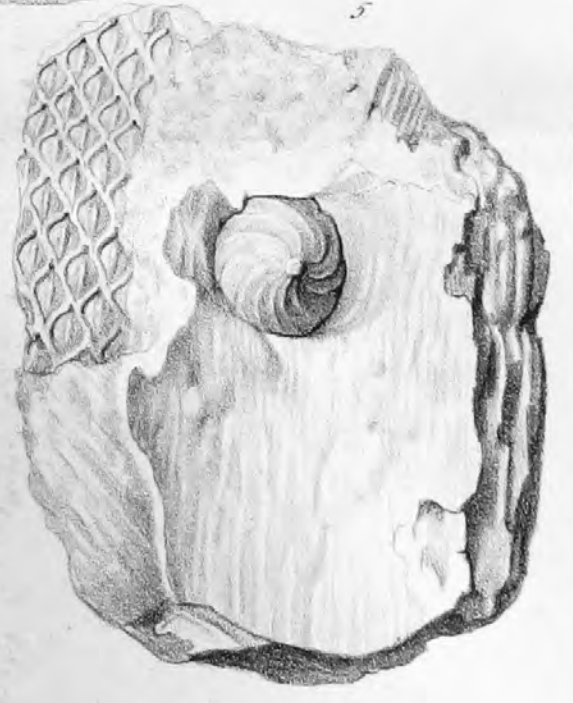
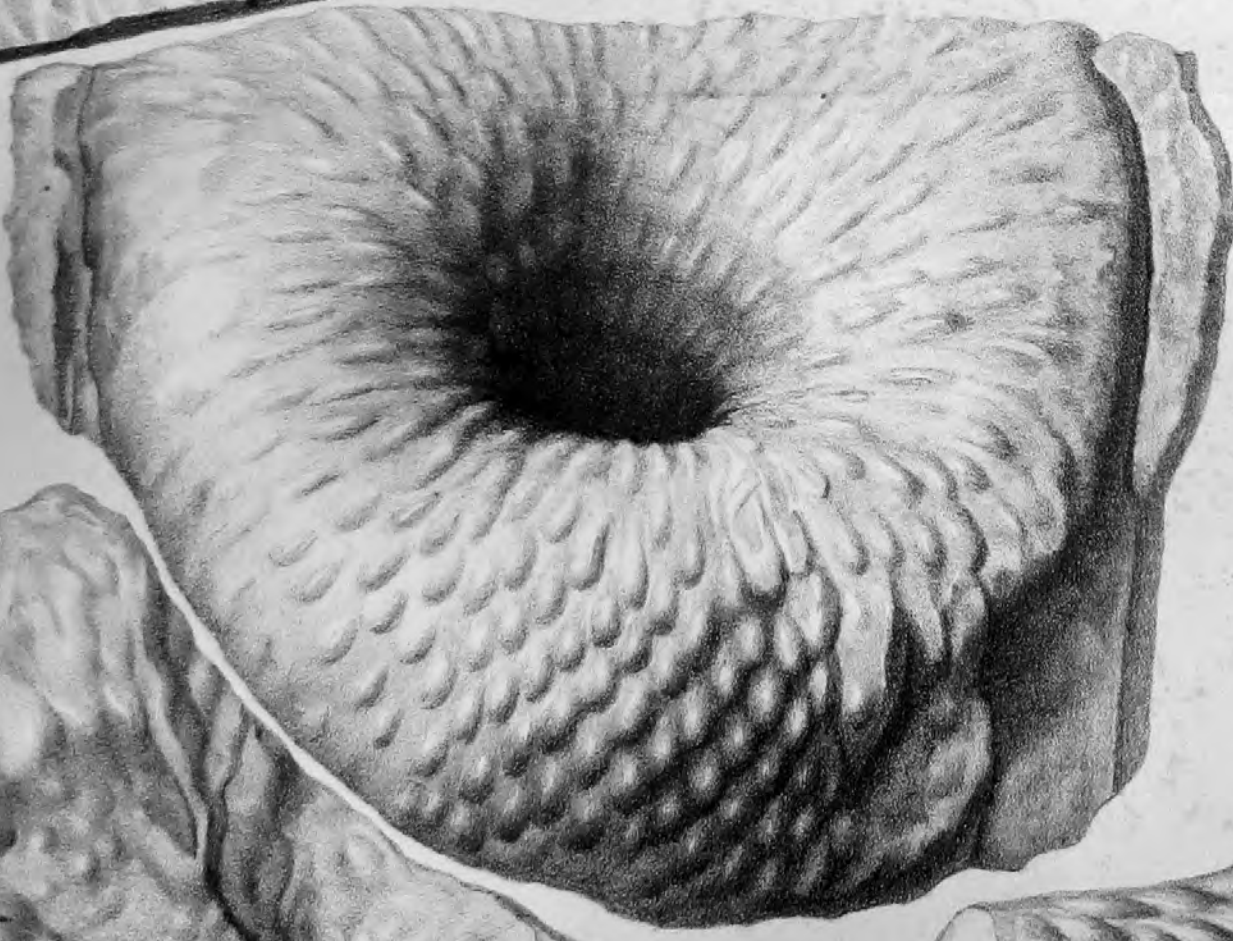
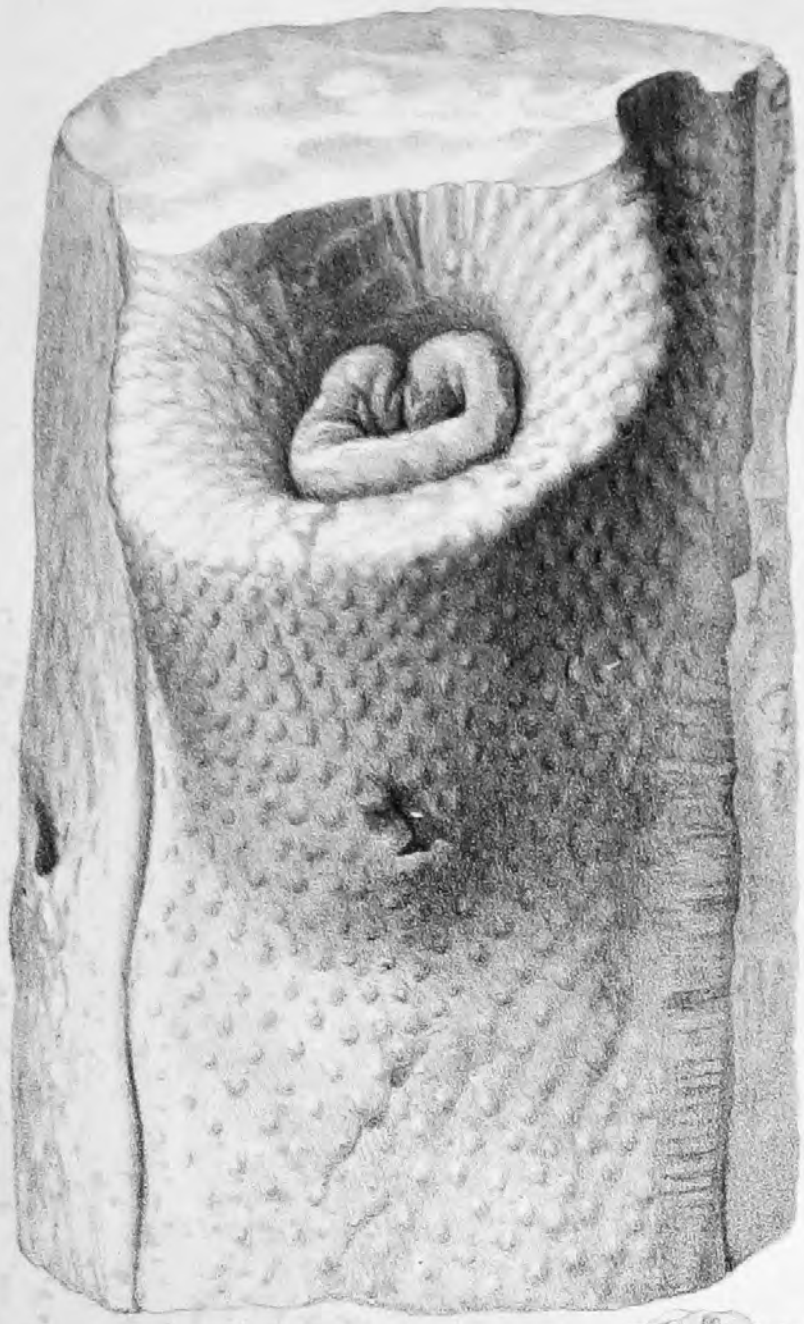



















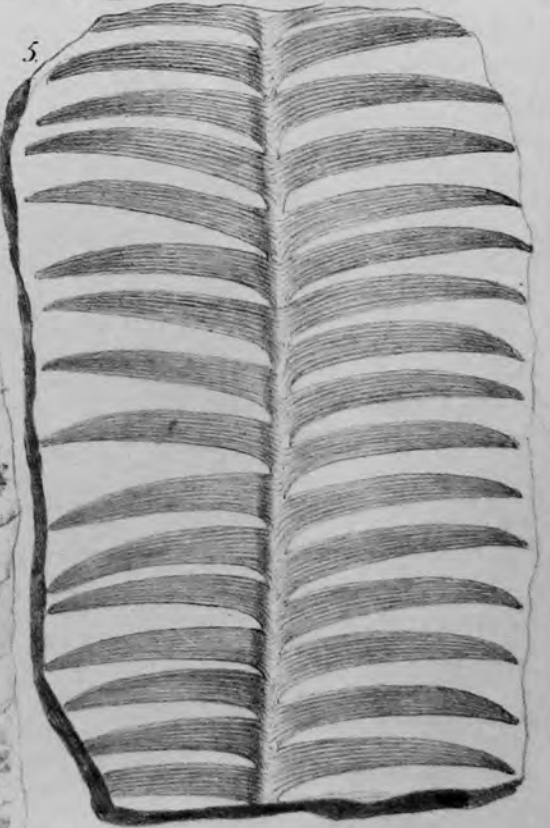
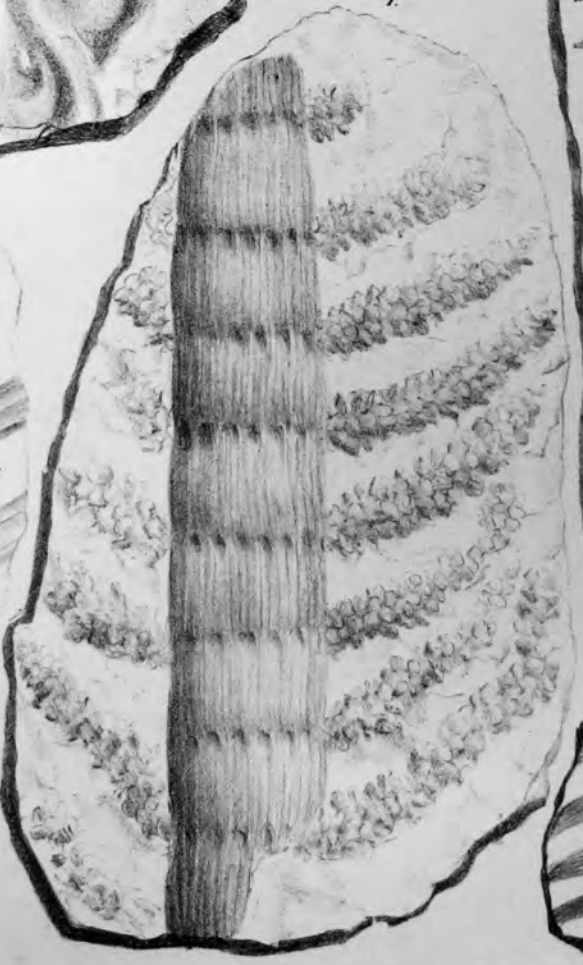










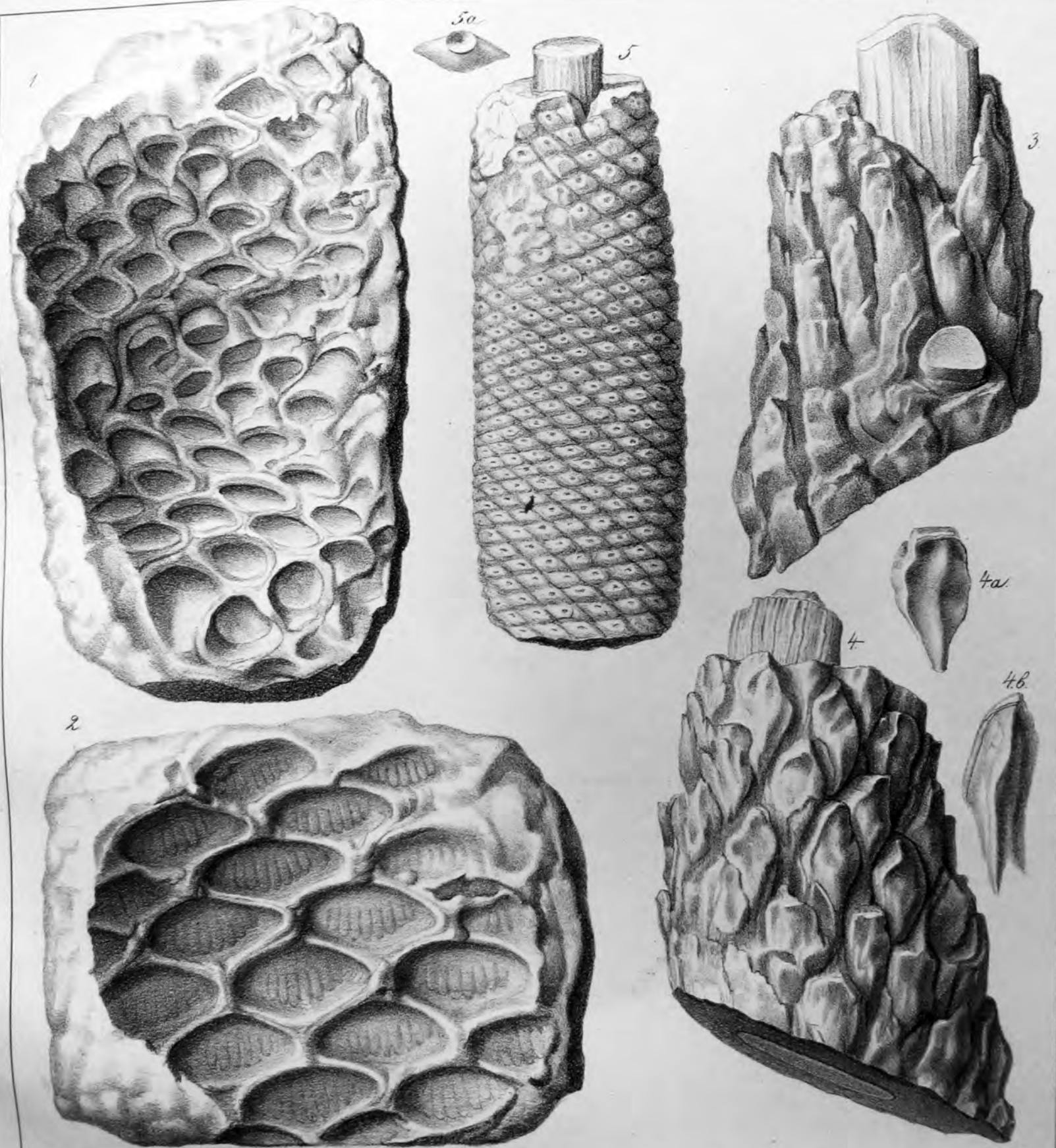





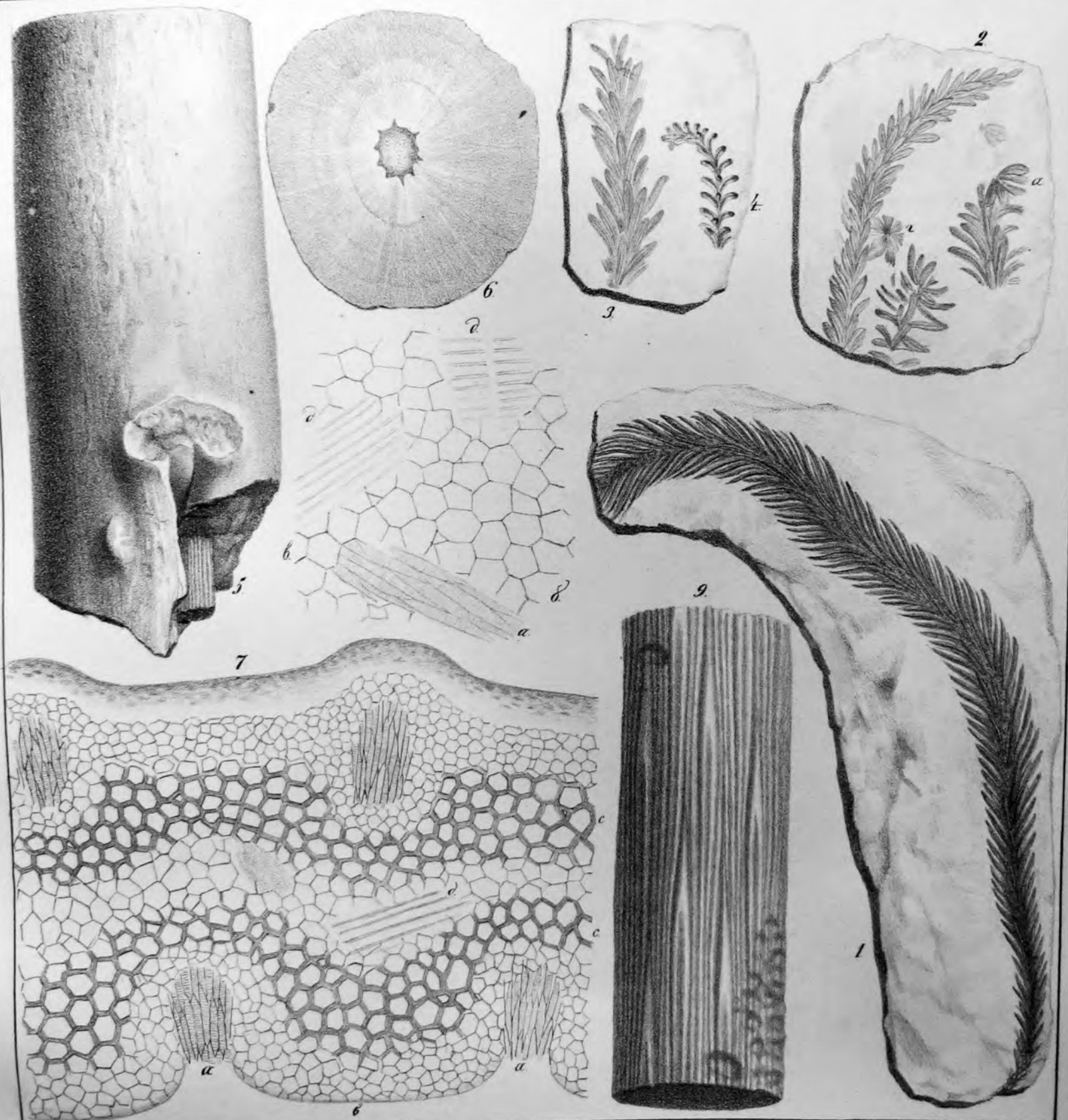


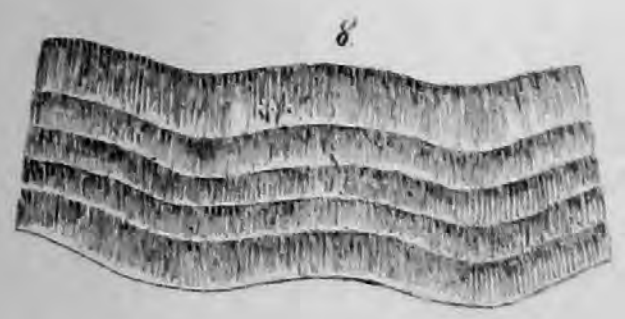
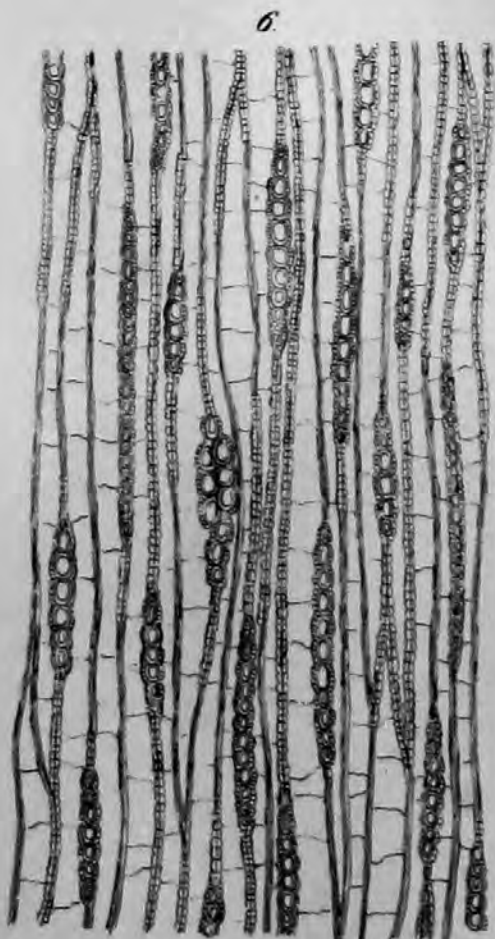



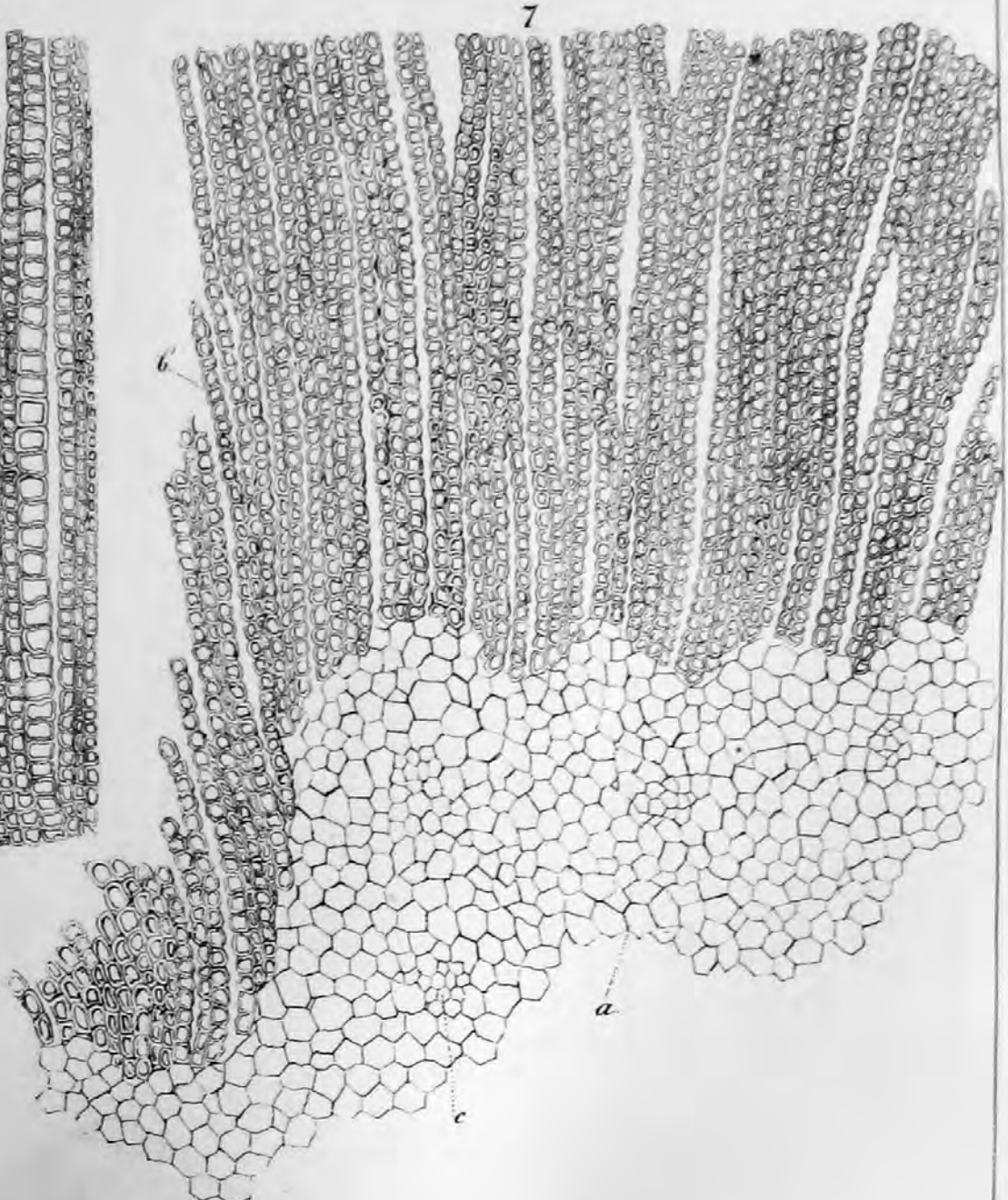

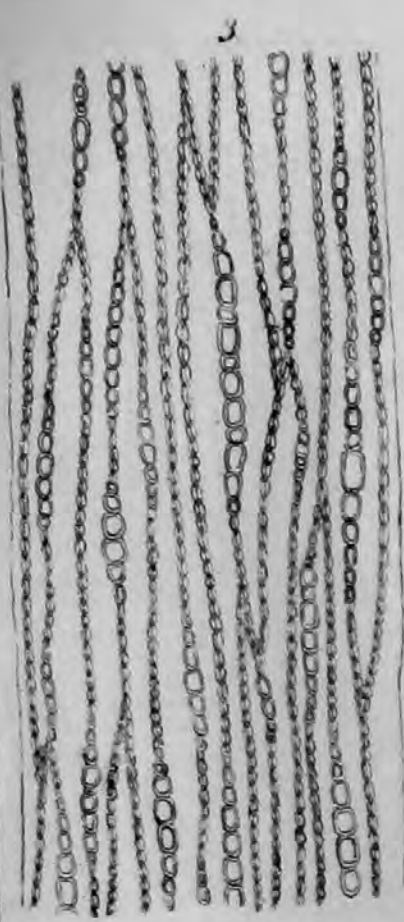



















































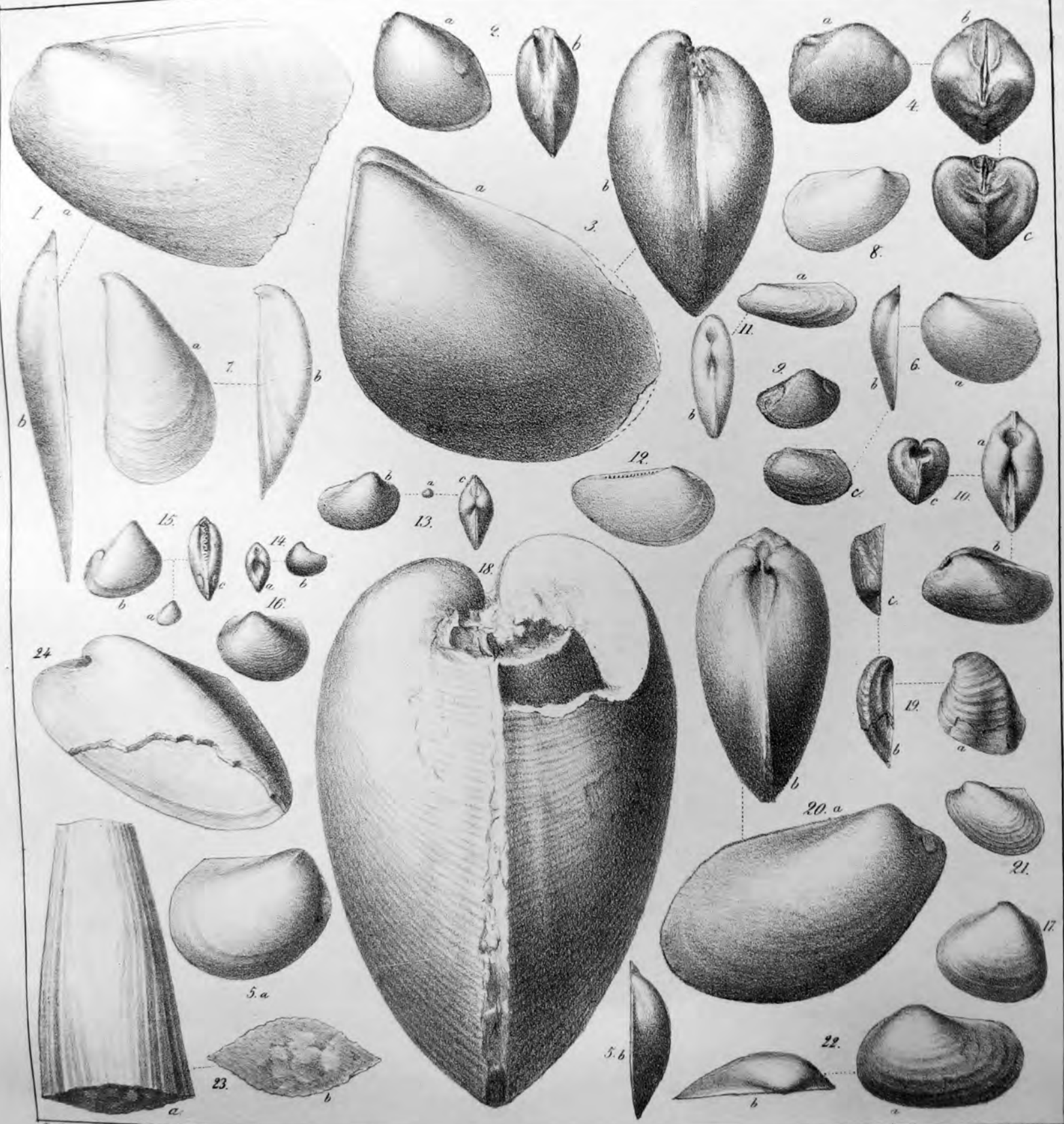






J. Kröger del.

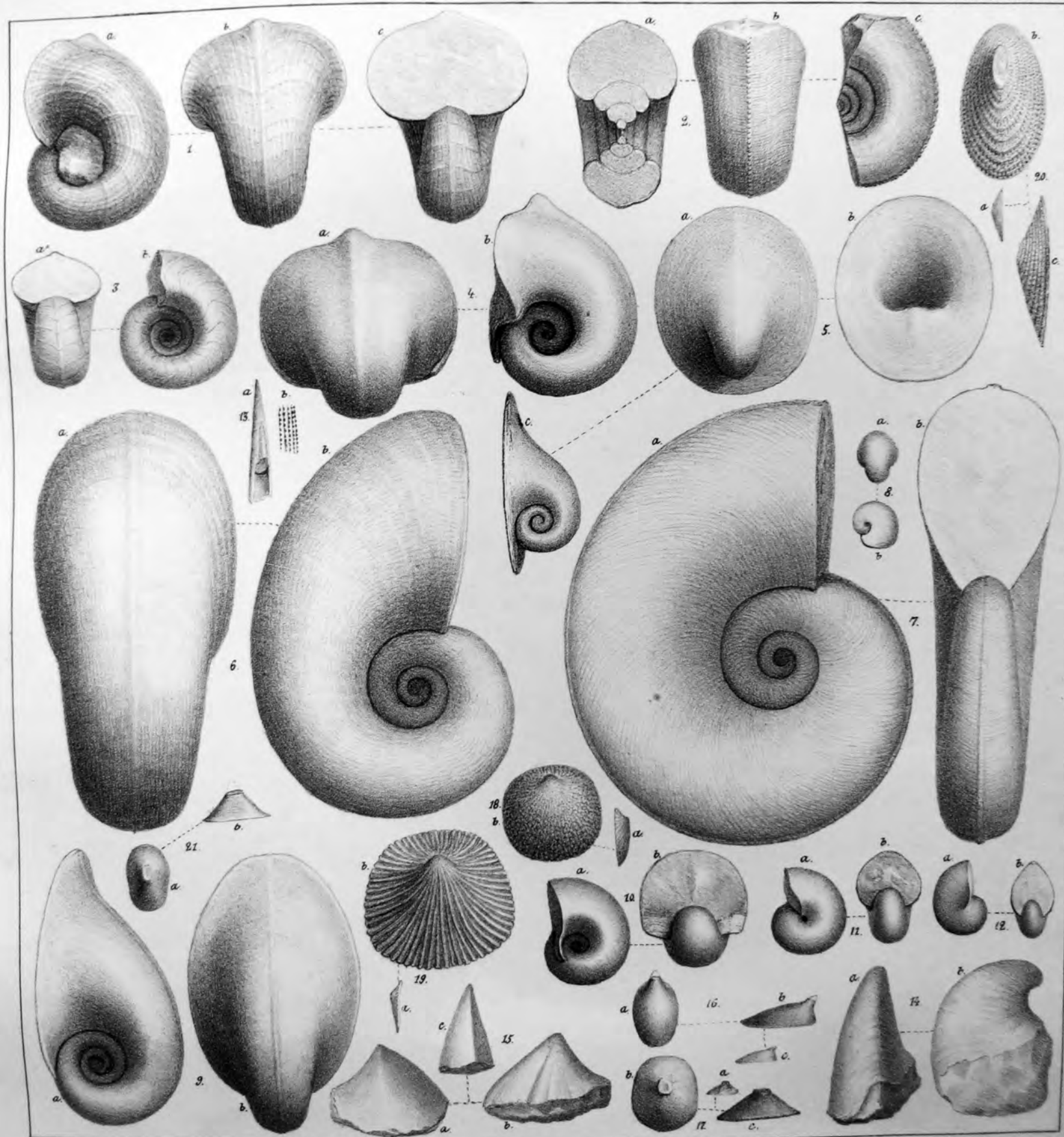
Imp. par Paul Petit













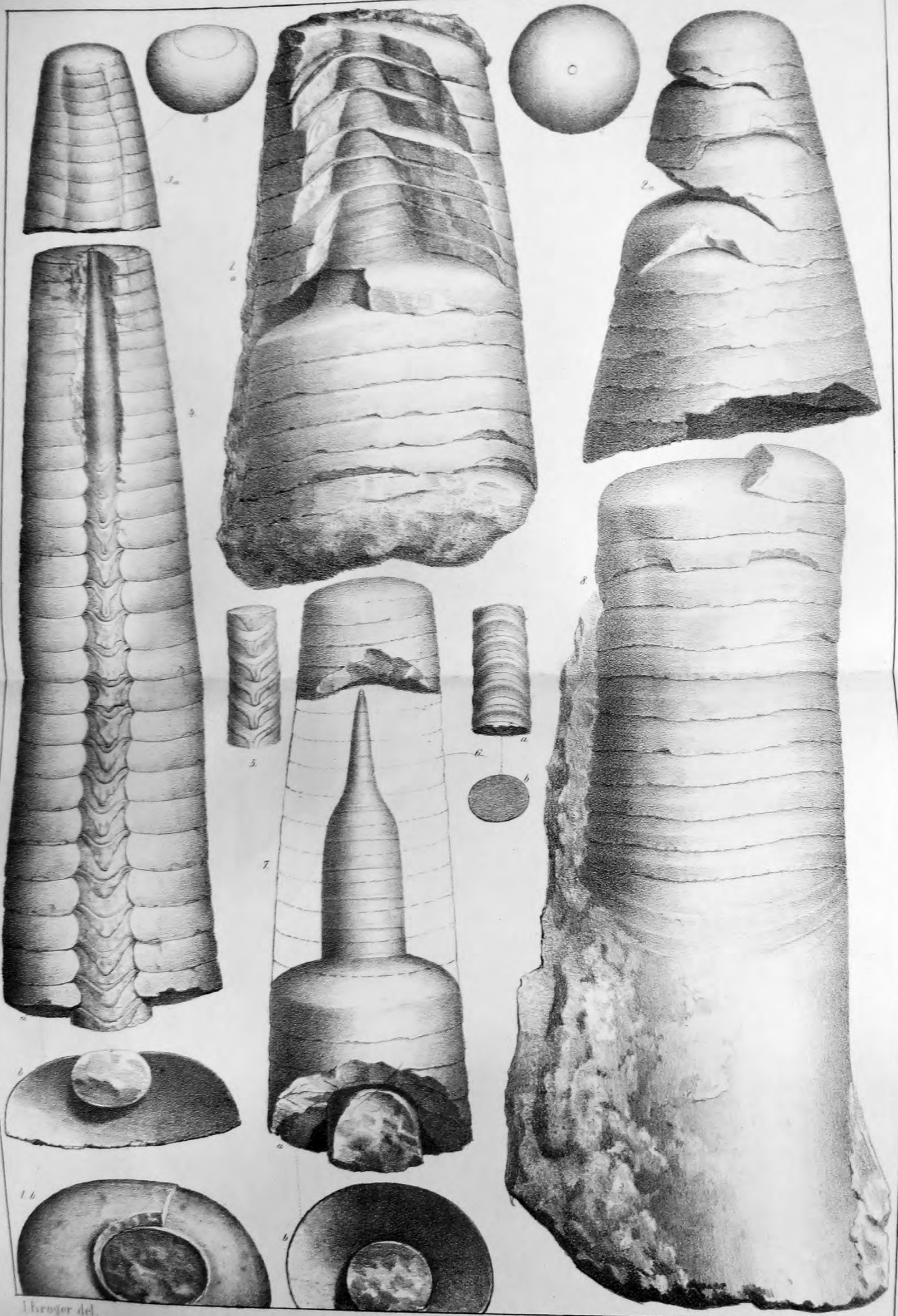













Ph. paradoxus

Cyrtoceras

Cyrt. hastatum

Ph. ...



Cyrt. ...

Ph. ...

